



University of Science and Technology of Hanoi  
Address: Building 2H, 18 Hoang Quoc Viet, Cau Giay, Hanoi  
Telephone/ Fax: +84-4 37 91 69 60  
Email: [officeusth@usth.edu.vn](mailto:officeusth@usth.edu.vn)  
Website: <http://www.usth.edu.vn>

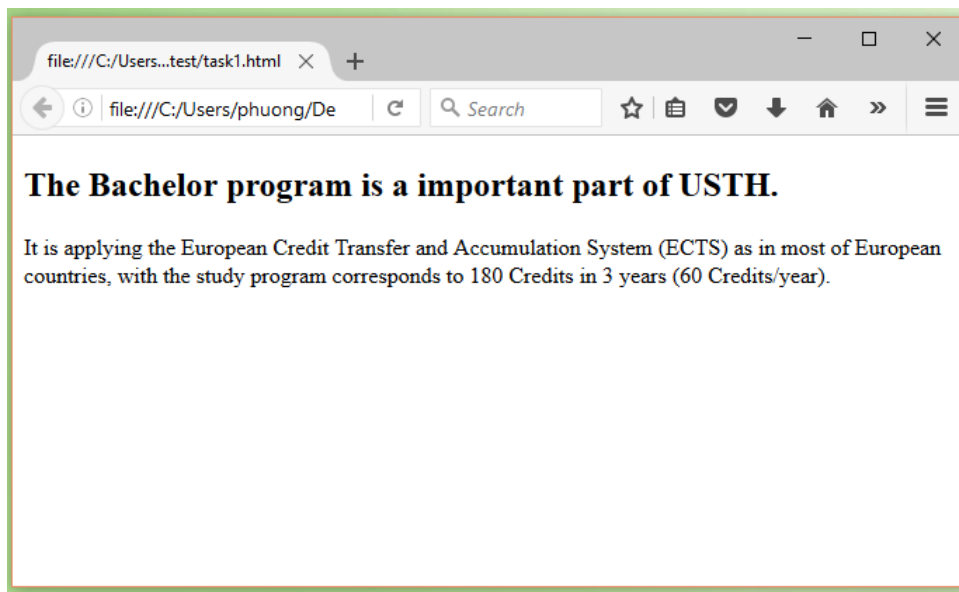
## Labwork 1 : HTML/CSS

**Exercise 1:** Download and install Editor/IDE:

Notepad++: <https://notepad-plus-plus.org/>

**Note:** Notepad++ is just a recommendation. You can use other editors such as DreamWeaver

**Exercise 2:** Create a Web page named “task1.html” as following:



**Exercise 3:** Create a web page named task2.html containing:

- A list of your most favorite movies.
  - Use ordered list.
- A list of subjects that you are studying in this semester.
  - Use unordered list.

**Exercise 4:** Create a web page named task3.html, then do the following:

- Download about 3 images (size > 300x300px). Save these images to a folder named “images” (a sub-folder of the folder containing “task3.html”).
- In the task3.html, write the code to show all downloaded images as thumbnails (i.e. images with size 50x50px).

**Exercise 5:** Create a web page named task4.html so that each thumbnail in “task3.html” web page is a link to the corresponding full-size image.

**Exercise 6:** Create a web page named task5.html containing the following table:



University of Science and Technology of Hanoi  
 Address: Building 2H, 18 Hoang Quoc Viet, Cau Giay, Hanoi  
 Telephone/ Fax: +84-4 37 91 69 60  
 Email: [officeusth@usth.edu.vn](mailto:officeusth@usth.edu.vn)  
 Website: <http://www.usth.edu.vn>

	Monday	Tuesday	Wednesday	Thursday	Friday
Morning	Math	Chemistry	Mobile		History
Afternoon	Physics				

**Exercise 7:** Write a web page named task6.html, having two paragraphs. Define CSS rules so that:

- Text size of the first paragraph is 0.5 of the normal font size (i.e. 1em).
- Text color of the second paragraph is red.
- Use id selector for the first paragraph, class selector for the second paragraph.
- Add another paragraph (called the third paragraph) also having the red text.
- Use inline style, embedded style, and external style for the created web page, having three paragraphs (first, second, third).

**Exercise 8:** Create a web page named task7.html, containing an image:

- Decorate the image with a border
  - Color: red
  - Size: 5px
  - Solid
- Use pseudo-class hover to change the appearance of the image when the mouse is on the image

**Exercise 9:** Create a web page named task8.html, containing three links to other pages:

- Use property text-decoration to remove the underlines
- If a link is visited, then its color becomes red
- Change the color of the links to green when the mouse is over



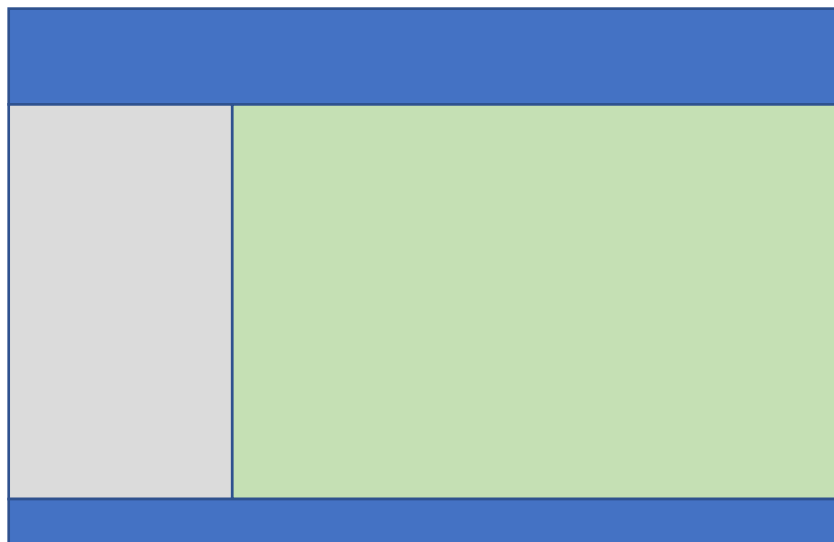
University of Science and Technology of Hanoi  
Address: Building 2H, 18 Hoang Quoc Viet, Cau Giay, Hanoi  
Telephone/ Fax: +84-4 37 91 69 60  
Email: [officeusth@usth.edu.vn](mailto:officeusth@usth.edu.vn)  
Website: <http://www.usth.edu.vn>

**Exercise 10:** Create a web page named task9.html, containing a table as following:

Subject	ECTS
Math	3
Physics	5
Chemistry	4
English	3

- Provide CSS so that the row pointed by the mouse is highlighted.

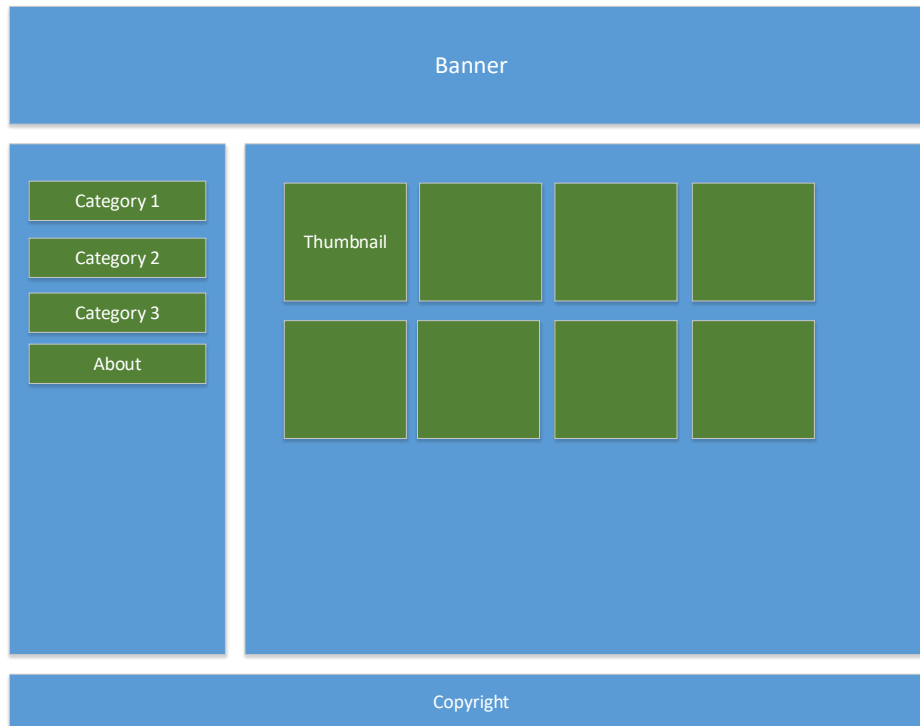
**Exercise 11:** Create a web page named task10.html, having the the layout as following (each part is a <div> element):





University of Science and Technology of Hanoi  
Address: Building 2H, 18 Hoang Quoc Viet, Cau Giay, Hanoi  
Telephone/ Fax: +84-4 37 91 69 60  
Email: [officeusth@usth.edu.vn](mailto:officeusth@usth.edu.vn)  
Website: <http://www.usth.edu.vn>

**Exercise 12:** Use HTML and CSS to create a website for viewing categorized photos as following:



The functions of the website are:

- The web page has two panels. The left one contains links to each category. When a link in the left panel is clicked, the right panel shows images in corresponding category.
- Photos are displayed in the right panel with thumbnail style and have thin borders.
- When a thumbnail image is clicked, the corresponding full-size photo will be displayed in a pop-up window.
- The web page should have an “About” link pointing to a page containing the name of the student who develops the website.