

Cuculutu Homework

Nguyễn Gia Phong

Summer 2019

12 Vectors and the Geometry of Space

12.1 Three-Dimensional Coordinate Systems

37. The region consisting of all points between the spheres of radius r and R centered at origin:

$$r^2 < x^2 + y^2 + z^2 < R^2 \quad (r < R)$$

12.2 Vectors

38. The gravitational force enacting the chain whose tension T at each end has magnitude 25 N and angle 37° to the horizontal is

$$\mathbf{P} = 2\text{proj}_{\hat{\mathbf{P}}}\mathbf{T} = 2T \sin 37^\circ \hat{\mathbf{P}} \approx 30\hat{\mathbf{P}}$$

Therefore the weight of the chain is approximately 30 N.

47. Given $\mathbf{r}_0 = \langle x_0, y_0, z_0 \rangle$.

Let $\mathbf{r} = \langle x, y, z \rangle$,

$$|\mathbf{r} - \mathbf{r}_0| = 1 \iff (x - x_0)^2 + (y - y_0)^2 + (z - z_0)^2 = 1$$

Thus the set of all points (x, y, z) is an unit sphere whose center is (x_0, y_0, z_0) .

12.3 The Dot Product

25. Given a triangle with vertices $P(1, -3, -2)$, $Q(2, 0, -4)$, $R(6, -2, -5)$.

Since $\overrightarrow{PQ} \cdot \overrightarrow{QR} = 1 \cdot 4 + 3(-2) + (-2)(-1) = 0$, PQR is a right triangle.

26. Given $\mathbf{u} = \langle 2, 1, -1 \rangle$ and $\mathbf{v} = \langle 1, x, 0 \rangle$.

$$\begin{aligned} \frac{\mathbf{u} \cdot \mathbf{v}}{|\mathbf{u}| \cdot |\mathbf{v}|} = \cos 45^\circ &\iff \frac{2+x}{\sqrt{6(x^2+1)}} = \frac{1}{\sqrt{2}} \\ &\iff 2x^2 + 8x + 8 = 6x^2 + 6 \\ &\iff 4x^2 - 8x - 2 = 0 \\ &\iff x = 1 \pm \sqrt{\frac{3}{2}} \end{aligned}$$

27. Find a unit vector that is orthogonal to both $\hat{\mathbf{i}} + \hat{\mathbf{j}}$ and $\hat{\mathbf{i}} + \hat{\mathbf{k}}$.

A vector that is orthogonal to both of these vectors:

$$(\hat{\mathbf{i}} + \hat{\mathbf{j}}) \times (\hat{\mathbf{i}} + \hat{\mathbf{k}}) = \hat{\mathbf{i}} \times \hat{\mathbf{i}} + \hat{\mathbf{i}} \times \hat{\mathbf{k}} + \hat{\mathbf{j}} \times \hat{\mathbf{i}} + \hat{\mathbf{j}} \times \hat{\mathbf{k}} = 0 - \hat{\mathbf{j}} - \hat{\mathbf{k}} + \hat{\mathbf{i}} = \hat{\mathbf{i}} - \hat{\mathbf{j}} - \hat{\mathbf{k}}$$

Normalize the result we get the unit vector $\frac{1}{\sqrt{3}}(\hat{\mathbf{i}} - \hat{\mathbf{j}} - \hat{\mathbf{k}})$ which is orthogonal to both $\hat{\mathbf{i}} + \hat{\mathbf{j}}$ and $\hat{\mathbf{i}} + \hat{\mathbf{k}}$.

28. Find two unit vectors that make an angle of 60° with $\mathbf{v} = \langle 3, 4 \rangle$.

Let $\mathbf{u} = \langle x, y \rangle$ be a unit vector, $|\mathbf{u}| = \sqrt{x^2 + y^2} = 1$. \mathbf{u} makes with \mathbf{v} an angle of 60° if and only if

$$\frac{\mathbf{u} \cdot \mathbf{v}}{|\mathbf{u}| \cdot |\mathbf{v}|} = \cos 60^\circ \iff \frac{3x + 4y}{\sqrt{3^2 + 4^2}} = \frac{1}{2} \iff 6x + 8y = 5$$

Since $x^2 + y^2 = 1$, $\mathbf{u} = \langle 0.3 \pm 0.4\sqrt{3}, 0.4 \mp 0.3\sqrt{3} \rangle$.

53. Given a point $P_1(x_1, y_1)$ and a line $d: ax + by + c = 0$.

Let $P(x_0, y_0)$ be any point satisfying $ax_0 + by_0 + c = 0$, distance (d, P_1) is component of $\mathbf{u} = \overrightarrow{PP_1} = \langle x_1 - x_0, y_1 - y_0 \rangle$ along the normal of the line $\mathbf{n} = \langle a, b \rangle$:

$$\begin{aligned} \text{comp}_{\mathbf{u}} \mathbf{n} &= \frac{|\mathbf{n} \cdot \mathbf{u}|}{|\mathbf{n}|} = \frac{|a(x_1 - x_0) + b(y_1 - y_0)|}{\sqrt{a^2 + b^2}} = \frac{|ax_1 + by_1 + c|}{\sqrt{a^2 + b^2}} \\ &\implies \text{distance}(3x - 4y + 5 = 0, (-2, 3)) = \frac{|3(-2) + (-4)3 + 5|}{\sqrt{3^2 + (-4)^2}} = \frac{13}{5} \end{aligned}$$

12.4 The Cross Product

18. Given $\mathbf{a} = \langle 1, 0, 1 \rangle$, $\mathbf{b} = \langle 2, 1, -1 \rangle$ and $\mathbf{c} = \langle 0, 1, 3 \rangle$.

$$\begin{aligned} \left\{ \begin{aligned} \mathbf{a} \times (\mathbf{b} \times \mathbf{c}) &= \langle 1, 0, 1 \rangle \times \langle 4, -6, 2 \rangle = \langle 6, 2, -6 \rangle \\ (\mathbf{a} \times \mathbf{b}) \times \mathbf{c} &= \langle -1, 3, 1 \rangle \times \langle 0, 1, 3 \rangle = \langle 8, 3, -1 \rangle \end{aligned} \right. \\ &\implies \mathbf{a} \times (\mathbf{b} \times \mathbf{c}) \neq (\mathbf{a} \times \mathbf{b}) \times \mathbf{c} \end{aligned}$$

38. Given $A(1, 3, 2)$, $B(3, -1, 6)$, $C(5, 2, 0)$ and $D(3, 6, -4)$.

$$\begin{aligned}\overrightarrow{AB} \cdot (\overrightarrow{AC} \times \overrightarrow{AD}) &= \langle 2, -4, 4 \rangle \cdot (\langle 4, -1, -2 \rangle \times \langle 2, 3, -6 \rangle) \\ &= \langle 2, -4, 4 \rangle \cdot \langle 12, 20, 14 \rangle \\ &= 24 - 80 + 56 \\ &= 0\end{aligned}$$

Thus \overrightarrow{AB} , \overrightarrow{AC} and \overrightarrow{AD} are coplanar, which means A , B , C and D are coplanar.

39. The magnitude of the torque about P :

$$\begin{aligned}|\boldsymbol{\tau}| &= |\mathbf{r} \times \mathbf{F}| \\ &= |-\mathbf{r} \times -\mathbf{F}| \\ &= |\mathbf{r}| \cdot |\mathbf{F}| \cdot \sin(70^\circ + 10^\circ) \\ &= 0.18 \cdot 60 \cdot \sin 80^\circ \\ &\approx 10.6 \quad (\text{N} \cdot \text{m})\end{aligned}$$

14 Partial Derivatives

14.2 Limits et Continuity

Determine the set of points at which the function is continuous.

$$F(x, y) = \frac{1 + x^2 + y^2}{1 - x^2 - y^2} \quad (31)$$

F is a rational function, hence it is continuous on its domain

$$D_F = \{(x, y) \in \mathbb{R}^2 \mid x^2 + y^2 \neq 1\}$$

$$H(x, y) = \frac{e^x + e^y}{e^{xy} - 1} \quad (32)$$

Since H is a ratio of sums of exponential functions, it is continuous on its domain

$$D_H = \{(x, y) \in \mathbb{R}^2 \mid xy \neq 0\}$$

$$f(x, y) = \begin{cases} \frac{x^2 y^3}{2x^2 + y^2} & \text{if } (x, y) \neq (0, 0) \\ 1 & \text{if } (x, y) = (0, 0) \end{cases} \quad (37)$$

On $\mathbb{R}^2 \setminus (0, 0)$, because $2x^2 + y^2 \geq 3x^2|y|$ (AM-GM inequality)

$$0 \leq \left| \frac{x^2 y^3}{2x^2 + y^2} \right| \leq \left| \frac{x^2 y^3}{3x^2 |y|} \right| = \frac{y^2}{3}$$

Since $0 \rightarrow 0$ and $y^2 \rightarrow 0$ as $(x, y) \rightarrow (0, 0)$, by applying the Squeeze Theorem, $|f(x, y)| \rightarrow 0$ as $(x, y) \rightarrow (0, 0)$.

It is trivial on $\mathbb{R}^2 \setminus (0, 0)$ that $-|f(x, y)| \leq f(x, y) \leq |f(x, y)|$. Thus by again applying the Squeeze Theorem, we get

$$\lim_{\substack{x \rightarrow 0 \\ y \rightarrow 0}} f(x, y) = 0 \neq 1 = f(0, 0)$$

Therefore, the rational function f is only continuous on $\mathbb{R}^2 \setminus (0, 0)$.

14.3 Partial Derivatives

29. Find the first partial derivatives of the function

$$\begin{aligned} F(x, y) &= \int_y^x \cos(e^t) dt \\ &= \int_y^x \frac{1}{e^t} d \sin(e^t) \\ &= \int_{e^y}^{e^x} \frac{1}{t} d \sin t \\ &= \int_{e^y}^{e^x} \frac{\cos t}{t} dt \\ &= \sum_{n=0}^{\infty} \int_{e^y}^{e^x} (-1)^n \frac{t^{2n-1}}{(2n)!} dt \\ &= \left[\ln t + \sum_{n=1}^{\infty} \frac{(-t)^{2n}}{2n(2n)!} \right]_{e^y}^{e^x} \\ &= x - y + \sum_{n=1}^{\infty} \frac{(-e^x)^{2n} - (-e^y)^{2n}}{2n(2n)!} \end{aligned}$$

$$\frac{\partial F}{\partial x} = -1 + \sum_{n=1}^{\infty} \frac{2n(-e^x)^{2n}}{2n(2n)!} = \sum_{n=0}^{\infty} \frac{(-e^x)^{2n}}{(2n)!} = \cos(-e^x) = \cos(e^x)$$

$$\frac{\partial F}{\partial y} = 1 + \sum_{n=1}^{\infty} \frac{-2n(-e^y)^{2n}}{2n(2n)!} = - \sum_{n=0}^{\infty} \frac{(-e^y)^{2n}}{(2n)!} = -\cos(-e^y) = -\cos(e^y)$$

48. Use implicit differentiation to find $\partial z/\partial x$ and $\partial z/\partial y$.

$$x^2 - y^2 + z^2 - 2z = 4$$

$$\begin{cases} 2x + 2z \frac{\partial z}{\partial x} - 2 \frac{\partial z}{\partial x} = 0 \\ -2y + 2z \frac{\partial z}{\partial y} - 2 \frac{\partial z}{\partial y} = 0 \end{cases} \implies \begin{cases} \frac{\partial z}{\partial x} = \frac{x}{1-z} \\ \frac{\partial z}{\partial y} = \frac{y}{z-1} \end{cases}$$

65&67. Find the indicated partial derivative.

$$\begin{aligned} \frac{\partial^3}{\partial z \partial y \partial x} e^{xyz^2} &= \frac{\partial^2}{\partial z \partial y} yz^2 e^{xyz^2} \\ &= \frac{\partial}{\partial z} xyz^4 e^{xyz^2} \\ &= 2x^2 y^2 z^5 e^{xyz^2} \end{aligned} \tag{65}$$

$$\begin{aligned} \frac{\partial^3}{\partial r^2 \partial \theta} e^{r\theta} \sin \theta &= \frac{\partial^2}{\partial r^2} (r e^{r\theta} \sin \theta + e^{r\theta} \cos \theta) \\ &= \frac{\partial}{\partial r} (r\theta e^{r\theta} \sin \theta + \theta e^{r\theta} \cos \theta) \\ &= \theta^2 e^{r\theta} (r \sin \theta + \cos \theta) \end{aligned} \tag{67}$$

53. Find all the second partial derivatives of the function $f(x, y) = x^3 y^5 + 2x^4 y$.

First partial derivatives of f :

$$\begin{aligned} f_x &= 3x^2 y^5 + 8x^3 y \\ f_y &= 5x^3 y^4 + 2x^4 \end{aligned}$$

Second partial derivatives:

$$\begin{aligned} f_{xx} &= 6xy^5 + 24x^2 y \\ f_{xy} &= f_{yx} = 15x^2 y^4 + 8x^3 \\ f_{yy} &= 20x^3 y^3 \end{aligned}$$

80. Given $u = \exp(\sum_{i=1}^n a_i x_i)$, where $\sum_{i=1}^n a_i^2 = 1$.

$$\sum_{i=1}^n \frac{\partial^2 u}{\partial x_i^2} = \sum_{i=1}^n \frac{\partial a_i u}{\partial x_i} = \sum_{i=1}^n a_i^2 u = u$$

14.4 Tangent Planes

Find an equation of the tangent plane to the given surface at the specified point.

$$z = 3y^2 - 2x^2 + x, \quad (2, -1, -3) \quad (1)$$

$$\begin{aligned} z + 3 &= \frac{\partial z}{\partial x}(2, -1)(x - 2) + \frac{\partial z}{\partial y}(2, -1)(y + 1) \\ \iff z + 3 &= ((x, y) \mapsto 1 - 4x)(2, -1)(x - 2) + ((x, y) \mapsto 6y)(2, -1)(y + 1) \\ \iff z + 3 &= 17 - 8x - 6y - 6 \\ \iff 8x + 6y + z &= 8 \end{aligned}$$

$$z = 3(x - 1)^2 + 2(y + 3)^2 + 7, \quad (2, -2, 12) \quad (2)$$

$$\begin{aligned} z - 12 &= \frac{\partial z}{\partial x}(2, -2)(x - 2) + \frac{\partial z}{\partial y}(2, -2)(y + 2) \\ \iff z - 12 &= ((x, y) \mapsto 6x - 6)(2, -2)(x - 2) + ((x, y) \mapsto 4y + 12)(2, -2)(y + 2) \\ \iff z - 12 &= 6x - 12 + 4y + 8 \\ \iff 6x + 4y - z + 8 &= 0 \end{aligned}$$

$$z = \sqrt{xy}, \quad (1, 1, 1) \quad (3)$$

$$\begin{aligned} z - 1 &= \frac{\partial z}{\partial x}(1, 1)(x - 1) + \frac{\partial z}{\partial y}(1, 1)(y - 1) \\ \iff z - 1 &= \left((x, y) \mapsto \sqrt{\frac{y}{4x}} \right) (1, 1)(x - 1) + \left((x, y) \mapsto \sqrt{\frac{x}{4y}} \right) (1, 1)(y - 1) \\ \iff 2z - 2 &= x - 1 + y - 1 \\ \iff x + y - 2z &= 0 \end{aligned}$$

14.5 The Chain Rule

4. Use the Chain Rule to find dz/dt .

$$z = \arctan \frac{y}{x}, \quad x = e^t, \quad y = 1 - e^{-t}$$

$$\begin{aligned}
\frac{dz}{dt} &= \frac{\partial z}{\partial x} \cdot \frac{dx}{dt} + \frac{\partial z}{\partial y} \cdot \frac{dy}{dt} \\
&= \frac{\partial \arctan(y/x)}{\partial x} \cdot \frac{de^t}{dt} + \frac{\partial \arctan(y/x)}{\partial y} \cdot \frac{d(1-e^{-t})}{dt} \\
&= \frac{x^2}{y^2+x^2} \left(\frac{\partial(y/x)}{\partial x} e^t + \frac{\partial(y/x)}{\partial y} e^{-t} \right) \\
&= \frac{x^2}{y^2+x^2} \left(\frac{-y}{x^2} e^t + \frac{1}{x} e^{-t} \right) \\
&= \frac{xe^{-t} - ye^t}{y^2+x^2} \\
&= \frac{1-e^t+1}{e^{2t}+e^{-2t}-2e^{-t}+1} \\
&= \frac{e^{2t}-e^{3t}}{e^{4t}+e^{2t}-2e^t+1}
\end{aligned}$$

9&11. Use the Chain Rule to find $\partial z/\partial s$ and $\partial z/\partial t$.

$$z = \sin \theta \cos \phi, \quad \theta = st^2, \quad \phi = s^2t \quad (9)$$

$$\begin{aligned}
\frac{\partial z}{\partial s} &= \frac{\partial z}{\partial \theta} \frac{\partial \theta}{\partial s} + \frac{\partial z}{\partial \phi} \frac{\partial \phi}{\partial s} = t^2 \cos \theta \cos \phi - 2st \sin \theta \sin \phi \\
\frac{\partial z}{\partial t} &= \frac{\partial z}{\partial \theta} \frac{\partial \theta}{\partial t} + \frac{\partial z}{\partial \phi} \frac{\partial \phi}{\partial t} = 2st \cos \theta \cos \phi - t^2 \sin \theta \sin \phi
\end{aligned}$$

$$e^r \cos \theta, \quad r = st, \quad \theta = \sqrt{s^2 + t^2} \quad (11)$$

$$\begin{aligned}
\frac{\partial z}{\partial s} &= \frac{\partial z}{\partial r} \frac{\partial r}{\partial s} + \frac{\partial z}{\partial \theta} \frac{\partial \theta}{\partial s} = e^r t \cos \theta - e^r \sin \theta \frac{s}{\sqrt{s^2+t^2}} = e^{st} \left(t \cos \theta - \frac{s \sin \theta}{\sqrt{s^2+t^2}} \right) \\
\frac{\partial z}{\partial t} &= e^{st} \left(s \cos \theta - \frac{t \sin \theta}{\sqrt{s^2+t^2}} \right)
\end{aligned}$$

13. Suppose f is a differentiable function of $g(t)$ and $h(t)$, satisfying

$$g(3) = 2$$

$$\frac{dg}{dt}(3) = 5$$

$$\frac{\partial f}{\partial g}(2, 7) = 6$$

$$h(3) = 7$$

$$\frac{dh}{dt}(3) = -4$$

$$\frac{\partial f}{\partial h}(2, 7) = -8$$

$$\begin{aligned}\frac{df}{dt}(3) &= \frac{\partial f}{\partial g}(g(3), h(3)) \cdot \frac{dg}{dt}(3) + \frac{\partial f}{\partial h}(g(3), h(3)) \cdot \frac{dh}{dt}(3) \\ &= \frac{\partial f}{\partial g}(2, 7) \cdot 5 + \frac{\partial f}{\partial h}(2, 7) \cdot (-4) \\ &= 6 \cdot 5 + (-8)(-4) \\ &= 62\end{aligned}$$

14. Let $W(s, t) = F(u(s, t), v(s, t))$, where F , u and v are differentiable, and

$$u(1, 0) = 2$$

$$u_s(1, 0) = -2$$

$$u_t(1, 0) = 6$$

$$F_u(2, 3) = -1$$

$$v(1, 0) = 3$$

$$v_s(1, 0) = 5$$

$$v_t(1, 0) = 4$$

$$F_v(2, 3) = 10$$

$$\begin{aligned}W_s(1, 0) &= F_u(u(1, 0), v(1, 0))u_s(1, 0) + F_v(u(1, 0), v(1, 0))v_s(1, 0) \\ &= F_u(2, 3)(-2) + F_v(2, 3) \cdot 5 \\ &= (-1)(-2) + 10 \cdot 5 \\ &= 22\end{aligned}$$

$$\begin{aligned}W_t(1, 0) &= F_u(u(1, 0), v(1, 0))u_t(1, 0) + F_v(u(1, 0), v(1, 0))v_t(1, 0) \\ &= F_u(2, 3) \cdot 6 + F_v(2, 3) \cdot 4 \\ &= -1 \cdot 6 + 10 \cdot 4 \\ &= 34\end{aligned}$$

17. Assume all functions are differentiable, write out the Chain Rule.

$$u = f(x(r, s, t), y(r, s, t))$$

$$\begin{cases} \frac{\partial u}{\partial r} = \frac{\partial u}{\partial x} \frac{\partial x}{\partial r} + \frac{\partial u}{\partial y} \frac{\partial y}{\partial r} \\ \frac{\partial u}{\partial r} = \frac{\partial u}{\partial x} \frac{\partial x}{\partial s} + \frac{\partial u}{\partial y} \frac{\partial y}{\partial s} \\ \frac{\partial u}{\partial r} = \frac{\partial u}{\partial x} \frac{\partial x}{\partial t} + \frac{\partial u}{\partial y} \frac{\partial y}{\partial t} \end{cases}$$

23. Use the Chain Rule to find $\partial w/\partial r$ and $\partial w/\partial \theta$ when $r = 2$ and $\theta = \pi/2$, given

$$w = xy + yz + zx, \quad x = r \cos \theta, \quad y = r \sin \theta, \quad z = r\theta$$

$$\begin{aligned} & \begin{cases} \frac{\partial w}{\partial r} = \frac{\partial w}{\partial x} \frac{\partial x}{\partial r} + \frac{\partial w}{\partial y} \frac{\partial y}{\partial r} + \frac{\partial w}{\partial z} \frac{\partial z}{\partial r} \\ \frac{\partial w}{\partial \theta} = \frac{\partial w}{\partial x} \frac{\partial x}{\partial \theta} + \frac{\partial w}{\partial y} \frac{\partial y}{\partial \theta} + \frac{\partial w}{\partial z} \frac{\partial z}{\partial \theta} \end{cases} \\ \Leftrightarrow & \begin{cases} \frac{\partial w}{\partial r} = (y + z) \cos \theta + (x + z) \sin \theta + (y + x)\theta \\ \frac{\partial w}{\partial \theta} = -(y + z)r \sin \theta + (x + z)r \cos \theta + (y + x)r \end{cases} \end{aligned}$$

For $(r, \theta) = (2, \pi/2)$

$$\begin{aligned} & \begin{cases} \frac{\partial w}{\partial r} = x + z + (y + x) \frac{\pi}{2} \\ \frac{\partial w}{\partial \theta} = 2x - 2z \end{cases} \\ \Leftrightarrow & \begin{cases} \frac{\partial w}{\partial r} = 2 \cos \frac{\pi}{2} + 2 \frac{\pi}{2} + 2 \left(\sin \frac{\pi}{2} + \cos \frac{\pi}{2} \right) \frac{\pi}{2} \\ \frac{\partial w}{\partial \theta} = 4 \cos \frac{\pi}{2} - 4 \frac{\pi}{2} \end{cases} \\ \Leftrightarrow & \frac{\partial w}{\partial r} = -\frac{\partial w}{\partial \theta} = 2\pi \end{aligned}$$

27. Find dy/dx .

$$y \cos x = x^2 + y^2 \implies \frac{dy}{dx} = -\frac{\frac{\partial}{\partial x} (x^2 + y^2 - y \cos x)}{\frac{\partial}{\partial y} (x^2 + y^2 - y \cos x)} = \frac{y \sin x + 2x}{\cos x - 2y}$$

31. Find $\partial z/\partial x$ and $\partial z/\partial y$.

$$x^2 + 2y^2 + 3z^2 = 1 \implies \begin{cases} \frac{\partial z}{\partial x} = -\frac{\frac{\partial}{\partial x}(x^2 + 2y^2 + 3z^2 - 1)}{\frac{\partial}{\partial z}(x^2 + 2y^2 + 3z^2 - 1)} = -\frac{x}{3z} \\ \frac{\partial z}{\partial y} = -\frac{\frac{\partial}{\partial y}(x^2 + 2y^2 + 3z^2 - 1)}{\frac{\partial}{\partial z}(x^2 + 2y^2 + 3z^2 - 1)} = -\frac{2y}{3z} \end{cases}$$

36. Wheat production W in a given year depends on the average temperature T and the annual rainfall R . At current production levels, $\partial W/\partial T = -2$ and $\partial W/\partial R = 8$. Estimate the current rate of change of wheat production, given $dT/dt = 0.15$ and $dR/dt = -0.1$.

$$\frac{dW}{dt} = \frac{\partial W}{\partial T} \frac{dT}{dt} + \frac{\partial W}{\partial R} \frac{dR}{dt} = (-2)0.15 + 8(-0.1) = -0.95$$

40. Use Ohm's Law, $V = IR$, to find how the current I is changing at the moment when $R = 400 \Omega$, $I = 0.08$ A, $dV/dt = 0.01$ V/s, and $dR/dt = 0.03 \Omega/s$.

$$\begin{aligned} \frac{dI}{dt} &= \frac{\partial(V/R)}{\partial V} \frac{dV}{dt} + \frac{\partial(V/R)}{\partial R} \frac{dR}{dt} \\ &= \frac{1}{R}(-0.01) - \frac{V}{R^2}0.03 \\ &= \frac{-0.01}{400} - \frac{0.03I}{R} \\ &= \frac{-1}{40000} - \frac{0.03 \cdot 0.08}{400} \\ &= \frac{-31}{1000000} \text{ (A/t)} \\ &= -31 \text{ } (\mu\text{A/t}) \end{aligned}$$

42. The rate of change of production:

$$\begin{aligned} \frac{dP}{dt} &= \frac{\partial(1.47L^{0.65}K^{0.35})}{\partial L} \frac{dL}{dt} + \frac{\partial(1.47L^{0.65}K^{0.35})}{\partial K} \frac{dK}{dt} \\ &= 0.9555 \left(\frac{K}{L}\right)^{0.35} (-2) + 0.5145 \left(\frac{L}{K}\right)^{0.65} \cdot 0.5 \\ &= -1.911 \left(\frac{8}{30}\right)^{0.35} + 0.25725 \left(\frac{30}{8}\right)^{0.65} \\ &\approx -0.595832 \text{ million dollars} \\ &= -595832 \text{ dollars} \end{aligned}$$

47. Given $z = f(x - y)$.

$$\frac{\partial z}{\partial x} + \frac{\partial z}{\partial y} = \frac{dz}{d(x-y)} \frac{\partial(x-y)}{\partial x} + \frac{dz}{d(x-y)} \frac{\partial(x-y)}{\partial y} = \frac{dz}{d(x-y)}(1-1) = 0$$

14.6 Directional Derivatives and the Gradient Vector

5. Find the directional derivative of $f(x, y) = ye^{-x}$ at $(0, 4)$ in the direction indicated by the angle $\theta = 2\pi/3$.

Unit vector direction indicated by the angle $\theta = \frac{2\pi}{3}$ is $\mathbf{u} = \langle -1/2, \sqrt{3}/2 \rangle$.

$$\begin{aligned} D_{\mathbf{u}}f(0, 4) &= \nabla f(0, 4) \cdot \mathbf{u} \\ &= \left\langle \frac{\partial(ye^{-x})}{\partial x}(0, 4), \frac{\partial(ye^{-x})}{\partial y}(0, 4) \right\rangle \cdot \left\langle \frac{-1}{2}, \frac{\sqrt{3}}{2} \right\rangle \\ &= \langle ((x, y) \mapsto -ye^{-x})(0, 4), ((x, y) \mapsto e^{-x})(0, 4) \rangle \cdot \left\langle \frac{-1}{2}, \frac{\sqrt{3}}{2} \right\rangle \\ &= \langle -4, 1 \rangle \cdot \left\langle \frac{-1}{2}, \frac{\sqrt{3}}{2} \right\rangle \\ &= 2 + \frac{\sqrt{3}}{2} \end{aligned}$$

7. Find the rate of change of $f(x, y) = \sin(2x + 3y)$ at $P(-6, 4)$ in the direction of the vector $\mathbf{u} = \frac{1}{2}(\sqrt{3}\hat{\mathbf{i}} - \hat{\mathbf{j}})$.

$$\begin{aligned} D_{\mathbf{u}}f(-6, 4) &= \nabla f(-6, 4) \cdot \mathbf{u} \\ &= \left\langle \frac{\partial \sin(2x + 3y)}{\partial x}(-6, 4), \frac{\partial \sin(2x + 3y)}{\partial y}(-6, 4) \right\rangle \cdot \left\langle \frac{\sqrt{3}}{2}, \frac{-1}{2} \right\rangle \\ &= \langle 2 \cos(2(-6) + 3 \cdot 4), 3 \cos(2(-6) + 3 \cdot 4) \rangle \cdot \left\langle \frac{\sqrt{3}}{2}, \frac{-1}{2} \right\rangle \\ &= \sqrt{3} - \frac{3}{2} \end{aligned}$$

11. Find the directional derivative of $f(x, y) = e^x \sin y$ at point $(0, \pi/3)$ in the direction of the vector $\mathbf{v} = \langle -6, 8 \rangle$

$$\begin{aligned} \text{comp}_{\mathbf{v}} \nabla f \left(0, \frac{\pi}{3} \right) &= \frac{\nabla f \left(0, \frac{\pi}{3} \right) \cdot \mathbf{v}}{|\mathbf{v}|} \\ &= \left\langle \frac{\partial(e^x \sin y)}{\partial x} \left(0, \frac{\pi}{3} \right), \frac{\partial(e^x \sin y)}{\partial y} \left(0, \frac{\pi}{3} \right) \right\rangle \cdot \frac{\langle -6, 8 \rangle}{\sqrt{(-6)^2 + 8^2}} \\ &= \left\langle \frac{\sqrt{3}}{2}, \frac{1}{2} \right\rangle \cdot \left\langle \frac{-3}{5}, \frac{4}{5} \right\rangle \\ &= \frac{2}{5} - \frac{3\sqrt{3}}{10} \end{aligned}$$

17. Find the directional derivative of $h(r, s, t) = \ln(3r + 6s + 9t)$ at point $(1, 1, 1)$ in the direction of the vector $\mathbf{v} = \langle 4, 12, 6 \rangle$.

$$\begin{aligned} \text{comp}_{\mathbf{v}} \nabla f(1, 1, 1) &= \frac{\nabla f(1, 1, 1) \cdot \mathbf{v}}{|\mathbf{v}|} \\ &= \left\langle \frac{3}{3+6+9}, \frac{6}{3+6+9}, \frac{9}{3+6+9} \right\rangle \cdot \left\langle \frac{2}{7}, \frac{6}{7}, \frac{3}{7} \right\rangle \\ &= \left\langle \frac{1}{6}, \frac{1}{3}, \frac{1}{2} \right\rangle \cdot \left\langle \frac{2}{7}, \frac{6}{7}, \frac{3}{7} \right\rangle \\ &= \frac{23}{42} \end{aligned}$$

21&25. Find the maximum rate of change of f at the given point and the direction in which it occurs.

$$f(x, y) = 4y\sqrt{x}, \quad (4, 1) \quad (21)$$

$$\begin{aligned} |\nabla f(4, 1)| &= \left| \left\langle \frac{\partial(4y\sqrt{x})}{\partial x}(4, 1), \frac{\partial(4y\sqrt{x})}{\partial y}(4, 1) \right\rangle \right| \\ &= |\langle 1, 8 \rangle| \\ &= \sqrt{65} \end{aligned}$$

$$f(x, y, z) = \sqrt{x^2 + y^2 + z^2}, \quad (3, 6, -2) \quad (25)$$

$$\begin{aligned} |\nabla f(3, 6, -2)| &= \left| \left\langle \frac{3}{\sqrt{3^2 + 6^2 + (-2)^2}}, \frac{6}{\sqrt{3^2 + 6^2 + (-2)^2}}, \frac{-2}{\sqrt{3^2 + 6^2 + (-2)^2}} \right\rangle \right| \\ &= 1 \end{aligned}$$

29. Find all points at which the direction of fastest change of the function $f(x, y) = x^2 + y^2 - 2x - 4y$ is $\hat{\mathbf{i}} + \hat{\mathbf{j}}$.

The rate of change at point (a, b) is maximum in direction $\hat{\mathbf{i}} + \hat{\mathbf{j}}$ if and only if $\nabla f(a, b)$ has the same direction:

$$\begin{aligned}\nabla f(a, b) \times (\hat{\mathbf{i}} + \hat{\mathbf{j}}) = \mathbf{0} &\iff ((2x - 2)\hat{\mathbf{i}} + (2y - 4)\hat{\mathbf{j}}) \times (\hat{\mathbf{i}} + \hat{\mathbf{j}}) = \mathbf{0} \\ &\iff 2(x - y + 1)\hat{\mathbf{k}} = \mathbf{0} \\ &\iff x - y + 1 = 0\end{aligned}$$

Thus the points satisfying given the requirement is the line whose equation is $x - y + 1 = 0$.

32. The temperature at a point (x, y, z) is given by

$$T(x, y, z) = 200e^{-x^2 - 3y^2 - 9z^2}$$

The rate of change of temperature at the point $P(2, -1, 2)$ in direction \mathbf{u} is

$$\begin{aligned}D_{\mathbf{u}}f(2, -1, 2) &= \nabla f(2, -1, 2) \cdot \mathbf{u} \\ &= \left((x, y, z) \mapsto \frac{-400}{e^{x^2 + 3y^2 + 9z^2}} \langle x, 3y, 9z \rangle \right) (2, -1, 2) \cdot \mathbf{u} \\ &= \frac{-400}{e^{2^2 + 3(-1)^2 + 9 \cdot 2^2}} \langle 2, 3(-1), 9 \cdot 2 \rangle \cdot \mathbf{u} \\ &= \left\langle \frac{-800}{e^{43}}, \frac{1200}{e^{43}}, \frac{-7200}{e^{43}} \right\rangle \cdot \mathbf{u}\end{aligned}$$

For $\mathbf{u} = \langle 1/\sqrt{6}, -2/\sqrt{6}, 1/\sqrt{6} \rangle$, the rate of change is

$$\frac{-800}{e^{43}\sqrt{6}} + \frac{400\sqrt{6}}{e^{43}} + \frac{-1200\sqrt{6}}{e^{43}} = \frac{-10400}{e^{43}\sqrt{6}} \quad (\text{a})$$

Temperature increases the fastest at the same direction as $\nabla f(2, -1, 2)$

$$\mathbf{u} = \left\langle \frac{-2}{\sqrt{337}}, \frac{3}{\sqrt{337}}, \frac{-18}{\sqrt{337}} \right\rangle \quad (\text{b})$$

In this direction, the rate of increase is

$$|\nabla f(2, -1, 2)| = \frac{400\sqrt{337}}{e^{43}} \quad (\text{c})$$

41. Find equations of the tangent plane and the normal line to the surface $F(x, y, z) = 2(x - 2)^2 + (y - 1)^2 + (z - 3)^2 = 10$ at $(3, 3, 5)$.

Equation of the tangent plane:

$$\begin{aligned} F_x(3, 3, 5)(x - 3) + F_y(3, 3, 5)(y - 3) + F_z(3, 3, 5)(z - 5) &= 0 \\ \iff 4(3 - 2)(x - 3) + 2(3 - 1)(y - 3) + 2(5 - 3)(z - 5) &= 0 \\ \iff x + y + z &= 11 \end{aligned}$$

Equation of the normal line:

$$\frac{x - 3}{F_x(3, 3, 5)} = \frac{y - 3}{F_y(3, 3, 5)} = \frac{z - 5}{F_z(3, 3, 5)} \iff x - 3 = y - 3 = z - 5$$

51. Given an ellipsoid

$$E(x, y, z) = \frac{x^2}{a^2} + \frac{y^2}{b^2} + \frac{z^2}{c^2} = 1$$

Its tangent plane at the point (x_0, y_0, z_0) has the equation of

$$\begin{aligned} E_x(x_0, y_0, z_0)(x - x_0) + E_y(x_0, y_0, z_0)(y - y_0) + E_z(x_0, y_0, z_0)(z - z_0) &= 0 \\ \iff \frac{2x_0}{a^2}(x - x_0) + \frac{2y_0}{b^2}(y - y_0) + \frac{2z_0}{c^2}(z - z_0) &= 0 \\ \iff \frac{2xx_0}{a^2} + \frac{2yy_0}{b^2} + \frac{2zz_0}{c^2} = \frac{2x_0^2}{a^2} + \frac{2y_0^2}{b^2} + \frac{2z_0^2}{c^2} \\ \iff \frac{2xx_0}{a^2} + \frac{2yy_0}{b^2} + \frac{2zz_0}{c^2} &= 2 \\ \iff \frac{xx_0}{a^2} + \frac{yy_0}{b^2} + \frac{zz_0}{c^2} &= 1 \end{aligned}$$

56. Consider an ellipsoid $3x^2 + 2y^2 + z^2 = 9$ and the sphere $x^2 + y^2 + z^2 - 8x - 6y - 8z + 24 = 0$. A point in their intersection must satisfy the following equation

$$\begin{aligned} x^2 + y^2 + z^2 - 8x - 6y - 8z + 24 &= 9 - 3x^2 - 2y^2 - z^2 \\ \iff 4x^2 - 8x + 4 + 3y^2 - 6y + 3 + 2z^2 - 8z + 8 &= 0 \\ \iff 4(x - 1)^2 + 3(y - 1)^2 + 2(z - 2)^2 &= 0 \\ \iff \begin{cases} x = y = 1 \\ z = 2 \end{cases} \end{aligned}$$

Thus the intersection is a subset of $\{(1, 1, 2)\}$. Since $P(1, 1, 2)$ lies on both the ellipsoid and the sphere, it is the one and only intersection point of the two. Therefore, they are tangent to each other at P .

14.7 Minimum and Maximum Values

1. Suppose $(1, 1)$ is a critical point of a function f with continuous second derivatives.

$$\begin{cases} f_{xx}(1, 1) & f_{xy}(1, 1) \\ f_{yx}(1, 1) & f_{yy}(1, 1) \end{cases} = 4 \cdot 2 - 1^2 = 7 > 0$$

$$f_{xx}(1, 1) = 4 > 0$$

$\implies f(1, 1)$ is a local minimum (a)

$$\begin{cases} f_{xx}(1, 1) & f_{xy}(1, 1) \\ f_{yx}(1, 1) & f_{yy}(1, 1) \end{cases} = 4 \cdot 2 - 3^2 = -1 < 0$$

$\implies (1, 1)$ is a saddle point of f (b)

7&13&15. Find the local maximum and minimum values and saddle points of the function and graph the function.

For the next few exercises, D is defined as

$$D(x, y) = \begin{vmatrix} f_{xx}(x, y) & f_{xy}(x, y) \\ f_{yx}(x, y) & f_{yy}(x, y) \end{vmatrix}$$

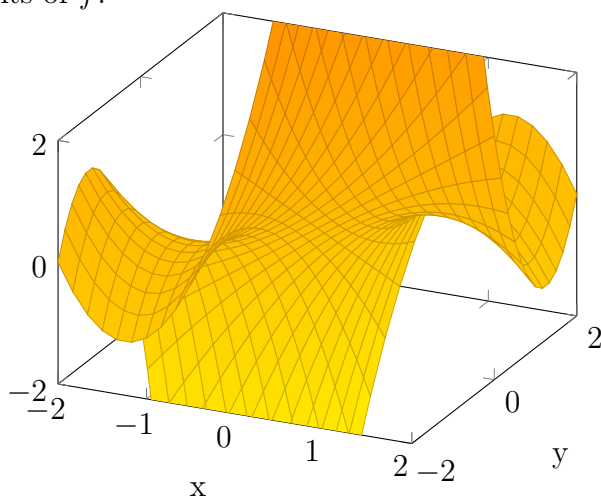
$$f(x, y) = (x - y)(1 - xy) = xy^2 - x^2y + x - y \quad (7)$$

$$f_x = f_y = 0 \iff y^2 - 2xy + 1 = 2xy - x^2 - 1 = 0$$

$$\iff x^2 = y^2 = 2xy - 1$$

$$\iff x = y = \pm 1$$

As $f_{xx} = -2y$, $f_{yy} = 2x$ and $f_{xy} = f_{yx} = 2y - 2x$, $D(x, y) = -4xy - (2y - 2x)^2$, thus $D(1, 1) = D(-1, -1) = -4 < 0$. Therefore $(\pm 1, \pm 1)$ are saddle points of f .



$$f(x, y) = e^x \cos y \quad (13)$$

Since $f_x = f_y = 0 \iff e^x \cos y = -e^x \sin y = 0$ has no solution, f does not have any local minimum or maximum value.

$$f(x, y) = (x^2 + y^2)e^{y^2 - x^2} \quad (15)$$

$$\begin{aligned} f_x = f_y = 0 \\ \iff e^{y^2 - x^2} (2x + (x^2 + y^2)(-2x)) = e^{y^2 - x^2} (2y + (x^2 + y^2)2y) = 0 \\ \iff x^3 + xy^2 - x = x^2y + y^3 + y = 0 \\ \iff (x^2 + y^2 - 1)(x - y) = x^2y + y^3 + y = 0 \\ \iff (x, y) \in \{(-1, 0), (0, 0), (1, 0)\} \end{aligned}$$

Second derivatives of f

$$\begin{aligned} f_{xx} &= (4x^4 + 4x^2y^2 - 10x^2 - 2y^2 + 2)e^{y^2 - x^2} \\ f_{xy} = f_{yx} &= -4xy(x^2 + y^2)e^{y^2 - x^2} \\ f_{yy} &= (4x^2y^2 + 4y^4 + 2x^2 + 10y^2 + 2)e^{y^2 - x^2} \end{aligned}$$

From these we can calculate $D(0, 0) = 4 > 0$ and $D(\pm 1, 0) = -16/e^2 < 0$ and thus conclude that $f(0, 0) = 0$ is the only local minimum value of f .

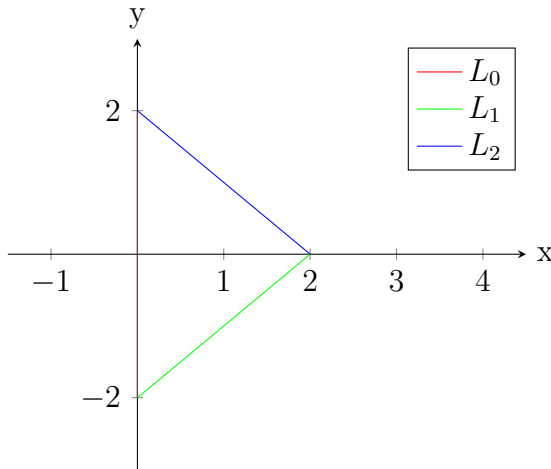
29&34. Find the absolute maximum and minimum values of f on the set D .

$$f = x^2 + y^2 - 2x, \quad D = \{(x, y) \mid x \geq 0, |x| + |y| \leq 2\} \quad (29)$$

The critical points of f occur when

$$f_x = f_y = 0 \iff 2x - 2 = 2y = 0 \iff (x, y) = (1, 0)$$

The value of f at the only critical point $(1, 0)$ is $f(1, 0) = 0$.



On L_0 , we have $x = 0$ and

$$f(x, y) = f(0, y) = y^2, -2 \leq y \leq 2 \implies 0 \leq f(x, y) \leq 4$$

On L_1 , we have $0 \leq y = x - 2 \leq 2$ and thus

$$f(x, y) = f(x, x - 2) = 2x^2 - 6x + 4 \implies 0 \leq f(x, y) \leq 24$$

On L_2 , we have $0 \leq y = 2 - x \leq 2$ and thus

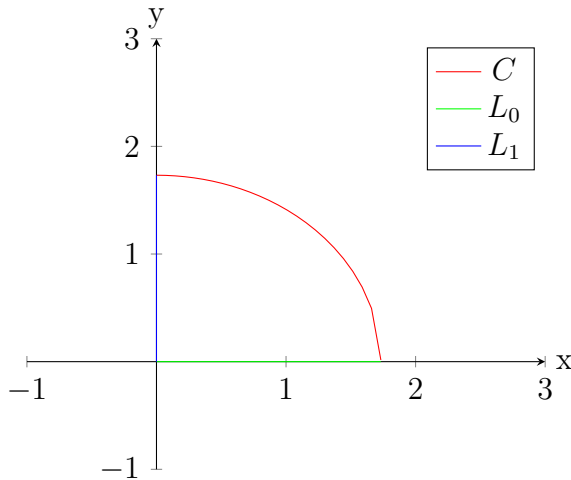
$$f(x, y) = f(x, 2 - x) = 2x^2 - 6x + 4 \implies 0 \leq f(x, y) \leq 4$$

Therefore, on the boundary, the minimum value of f is 0 and the maximum is 24.

$$f(x, y) = xy^2, \quad D = \{(x, y) \mid x \geq 0, y \geq 0, x^2 + y^2 \leq 3\} \quad (34)$$

The critical points of f occur when

$$f_x = f_y = 0 \iff y^2 = 2xy = 0 \iff y = 0$$



The critical points of f are on L_1 and its values there are 0. On L_0 , the value of $f(x, y)$ is also always 0.

On C , $y^2 = 3 - x^2$ and $0 \leq x \leq \sqrt{3}$, hence $0 \leq f(x, y) = 3x - x^3 \leq 2$.

Thus, on the boundary, the minimum value of f is 0 and the maximum is 2.

41. Find all the points $P(a, b, c)$ on the cone $z^2 = x^2 + y^2$ that are closest to the point $Q(4, 2, 0)$.

Coordinates of P satisfy $c = \sqrt{a^2 + b^2}$, thus

$$\begin{aligned} PQ^2 &= (a - 4)^2 + (b - 2)^2 + a^2 + b^2 \\ &= 2a^2 - 8a + 2b^2 - 4b + 20 \\ &= 2(a - 2)^2 + 2(b - 1)^2 + 10 \leq 10 \end{aligned}$$

Therefore the closest point to Q on the cone is $(2, 1, \pm\sqrt{5})$. The minimum distance is $\sqrt{10}$.

49. Find the dimensions (x, y, z) of a rectangular box of maximum volume such that the sum of the lengths of its 12 edges is a constant $c = 4(x + y + z)$.

By AM-GM inequality, the volume of the box is

$$V = xyz \leq \left(\frac{x + y + z}{3}\right)^3 = \frac{c^3}{27}$$

Equality occurs when $x = y = z = c/12$.

14.8 Lagrange Multipliers

1. It is estimated that the minimum of f is 30 and the maximum value is 60.

5&8&13. Use Lagrange multipliers to find the maximum and minimum values of the function subject to the given function.

$$f(x, y) = y^2 - x^2, \quad \frac{x^2}{4} + y^2 = 1 \tag{5}$$

$$\begin{aligned} \begin{cases} \nabla f(x, y) = \lambda \nabla \left(\frac{x^2}{4} + y^2 \right) \\ \frac{x^2}{4} + y^2 = 1 \end{cases} &\iff \begin{cases} \langle -2x, 2y \rangle = \lambda \langle \frac{x}{2}, 2y \rangle \\ \frac{x^2}{4} + y^2 = 1 \end{cases} \\ &\iff \begin{cases} -2x = \frac{\lambda x}{2} \\ 2y = 2\lambda y \\ \frac{x^2}{4} + y^2 = 1 \end{cases} \end{aligned}$$

For $x = 0$, $\lambda = 1$ and $y = \pm 1$; for $y = 0$, $\lambda = -4$ and $x = \pm 2$. Thus the minimum value of f is $f(\pm 1, 0) = -1$ and the maximum value is $f(0, \pm 2) = 4$.

$$f(x, y, z) = x^2 + y^2 + z^2, \quad x + y + z = 12 \quad (8)$$

$$\begin{aligned} \begin{cases} \nabla f(x, y, z) = \lambda \nabla((x, y, z) \mapsto x + y + z) \\ x + y + z = 12 \end{cases} &\iff \begin{cases} \langle 2x, 2y, 2z \rangle = \lambda \langle 1, 1, 1 \rangle \\ x + y + z = 12 \end{cases} \\ &\iff \begin{cases} x = y = z = \frac{\lambda}{2} \\ x + y + z = 12 \end{cases} \\ &\iff \begin{cases} x = y = z = 4 \\ \lambda = 8 \end{cases} \end{aligned}$$

Since $f(4, 4, 4) = 48 < f(12, 0, 0) = 144$, absolute minimum value of the function subject to $x + y + z = 12$ is $f(4, 4, 4) = 48$.

$$f(x, y, z, t) = x + y + z + t, \quad x^2 + y^2 + z^2 + t^2 = 1 \quad (13)$$

$$\begin{aligned} &\begin{cases} \nabla f(x, y, z, t) = \lambda \nabla((x, y, z, t) \mapsto x^2 + y^2 + z^2 + t^2) \\ x^2 + y^2 + z^2 + t^2 = 1 \end{cases} \\ \iff &\begin{cases} \langle 1, 1, 1, 1 \rangle = \lambda \langle 2x, 2y, 2z, 2t \rangle \\ x^2 + y^2 + z^2 + t^2 = 1 \end{cases} \\ \iff &\begin{cases} x = y = z = t = \frac{1}{2\lambda} \\ x^2 + y^2 + z^2 + t^2 = 1 \end{cases} \\ \iff &\begin{cases} x = y = z = t = \pm \frac{1}{2} \\ \lambda = 1 \end{cases} \end{aligned}$$

$f(-0.5, -0.5, -0.5, -0.5) = -2$ is the minimum value of f and $f(0.5, 0.5, 0.5, 0.5) = 4$ is the maximum value.

15. Find the extreme values of $f(x, y, z) = 2x + y$ subject to $x + y + z = 1$ and $y^2 + z^2 = 4$.

Extreme values of f occur when

$$\begin{aligned} & \begin{cases} \nabla f(x, y, z) = \lambda \nabla((x, y, z) \mapsto x + y + z) + \mu \nabla((x, y, z) \mapsto y^2 + z^2) \\ x + y + z = 1 \\ y^2 + z^2 = 4 \end{cases} \\ \iff & \begin{cases} \langle 2, 1, 0 \rangle = \lambda \langle 1, 1, 1 \rangle + \mu \langle 0, 2y, 2z \rangle \\ x + y + z = 1 \\ y^2 + z^2 = 4 \end{cases} \\ \iff & \begin{cases} \lambda = 1 \\ \mu = \frac{1}{\sqrt{8}} \\ x = 1 \\ y = \pm\sqrt{2} \\ z = \mp\sqrt{2} \end{cases} \end{aligned}$$

Thus the minimum value of f on the given constraints is $f(1, -\sqrt{2}) = 2 - \sqrt{2}$ and the maximum value is $f(1, \sqrt{2}) = 2 + \sqrt{2}$.

21. Find the extreme values of $f(x, y) = e^{-xy}$ on $x^2 + 4y^2 \leq 1$.

Critical points of f occur when $f_x = f_y = 0 \iff x = y = 0$, the value of f there is $e^0 = 1$.

On the boundary $x^2 + 4y^2 = 1$ the minimum and maximum values can be determined using the Lagrange Method:

$$\begin{cases} \langle -ye^{-xy}, -xe^{-xy} \rangle = \lambda \langle 2x, 8y \rangle \\ x^2 + 4y^2 = 1 \end{cases} \implies \begin{cases} x \in \left\{ \frac{\pm 1}{\sqrt{2}} \right\} \\ y \in \left\{ \frac{\pm 1}{\sqrt{8}} \right\} \end{cases}$$

Thus on the boundary the minimum value of f is $e^{-1/4} = \sqrt[4]{1/e}$ and the maximum value is $\sqrt[4]{e}$. These are also the absolute extreme values of f in the ellipse.

37. Given function f on \mathbb{R}_+^n

$$f(x_1, x_2, \dots, x_n) = \sqrt[n]{\prod_{i=1}^n x_i}$$

By Lagrange Method, its extreme values subject to $\sum_{i=1}^n x_i = c$ satisfy

$$\begin{cases} \nabla f = \lambda \nabla \sum_{i=1}^n x_i \\ \sum_{i=1}^n x_i = c \end{cases} \iff \begin{cases} \left\langle \frac{x_1^{1-2/n}}{n}, \dots, \frac{x_i^{1-2/n}}{n} \right\rangle f = \lambda \langle x_1, x_2, \dots, x_n \rangle \\ \sum_{i=1}^n x_i = c \end{cases}$$

$$\implies \begin{cases} x_1 = x_2 = \dots = x_n \\ \sum_{i=1}^n x_i = c \end{cases} \iff x_1 = x_2 = \dots = x_n = \frac{c}{n}$$

At $x_1 = x_2 = \dots = x_n = c/n$, $f(x_1, x_2, \dots, x_n) = c/n$. As $c/n > 0 = f(c, 0, \dots, 0)$, c/n is the maximum value of f on the given constraint.

48. By AM-GM inequality, as $\sum_{i=1}^n x_i^2 = \sum_{i=1}^n y_i^2 = 1$,

$$\sum_{i=1}^n x_i y_i \leq \sum_{i=1}^n \frac{x_i^2 + y_i^2}{2} = 1$$

with equality when $\sum_{i=1}^n (x_i - y_i)^2 = 0$.

Problem Plus

1. A rectangle with length L and width W is cut into four smaller rectangles by two lines parallel to the sides.

Let x, y be two nonnegative numbers satisfying $x \leq L$ and $y \leq W$. The sum of the squares of the areas of the smaller rectangles would then be

$$\begin{aligned} f(x, y) &= x^2 y^2 + x^2 (W - y)^2 + (L - x)^2 y^2 + (L - x)^2 (W - y)^2 \\ &= (x^2 + (L - x)^2)(y^2 + (W - y)^2) \end{aligned}$$

By AM-GM inequality, $f(x, y) \geq 4x(L - x)y(W - y)$ with the equality $f(x, y) = L^2 W^2 / 4$ if and only if $x = L - x = L/2$ and $y = W - y = W/2$.

On the other hand,

$$\begin{aligned} \begin{cases} 0 \leq x \leq L \\ 0 \leq y \leq W \end{cases} &\implies \begin{cases} 2x(L - x) \geq 0 \\ 2y(W - y) \geq 0 \end{cases} \iff \begin{cases} L^2 \geq x^2 + (L - x)^2 \\ W^2 \geq y^2 + (W - y)^2 \end{cases} \\ &\implies f(x, y) \leq L^2 W^2 \end{aligned}$$

with equality when $(x, y) \in \{(0, 0), (0, W), (L, W), (L, 0)\}$.

3. A long piece of galvanized sheet metal with width w is to be bent into a symmetric form with three straight sides to make a rain gutter.

Cross-section area, with $0 \leq x \leq w/2$ and $0 \leq \theta \leq \max(\arccos \frac{2x-w}{2x}, \pi)$

$$\begin{aligned} A(x, \theta) &= (w - 2x + x \cos \theta)x \sin \theta \\ &= wx \sin \theta - x^2 \left(2 \sin \theta - \frac{\sin 2\theta}{2} \right) \end{aligned}$$

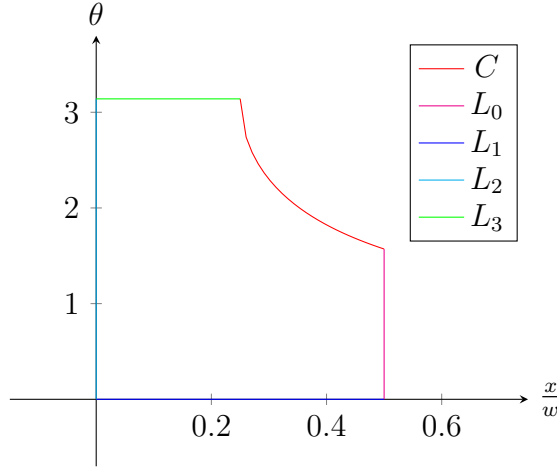
First derivatives:

$$A_x = w \sin \theta - 2x \left(2 \sin \theta - \frac{\sin 2\theta}{2} \right)$$

$$A_\theta = wx \cos \theta - x^2(2 \cos \theta - \cos 2\theta)$$

Critical points occur when

$$A_x = A_\theta = 0 \iff \begin{cases} w \sin \theta = 2x \left(2 \sin \theta - \frac{\sin 2\theta}{2} \right) \\ wx \cos \theta = x^2(2 \cos \theta - \cos 2\theta) \end{cases} \quad (*)$$



For $x = 0$ (along L_2), it is obvious that the area is 0. For $x \neq 0$,

$$(*) \iff \begin{cases} x = \frac{w \cos \theta}{2 \cos \theta - \cos 2\theta} \\ w \sin \theta (2 \cos \theta - \cos 2\theta) = w \cos \theta (4 \sin \theta - \sin 2\theta) \end{cases}$$

$$\iff \begin{cases} x = \frac{w \cos \theta}{2 \cos \theta - \cos 2\theta} \\ 2 \cos \theta - \cos 2\theta = \cos \theta (4 - 2 \cos \theta) \end{cases}$$

$$\iff \begin{cases} x = \frac{w \cos \theta}{2 \cos \theta - \cos 2\theta} \\ -\cos 2\theta = 2 \cos \theta - 2 \cos^2 \theta \end{cases}$$

$$\iff \begin{cases} x = \frac{w \cos \theta}{2 \cos \theta - \cos 2\theta} \\ 1 = 2 \cos \theta \end{cases}$$

$$\iff \begin{cases} x = \frac{w}{3} \\ \theta = \frac{\pi}{3} \end{cases}$$

At this point, $A(x, \theta) = w^2/4\sqrt{3}$.

Along C , $A(x, \arccos \frac{2x-w}{2x}) = \frac{1}{4} \sqrt{w(4x-w)(w-2x)^2} \in \left[0, \frac{w^2}{12\sqrt{3}}\right]$.

Along L_0 , $A(w/2, \theta) = \frac{w^2}{8} \sin(\pi - 2\theta) \in [0, w^2/8]$.

Along L_1 and L_3 , $A(x, \theta) = A(x, 0) = A(x, \pi) = 0$.

In conclusion, the maximum cross-section is $\frac{w^2}{4\sqrt{3}}$ at $(x, \theta) = (w/3, \pi/3)$.

4. For what values of r is the function

$$f(x, y, z) = \begin{cases} \frac{(x+y+z)^r}{x^2+y^2+z^2} & \text{if } (x, y, z) \neq (0, 0, 0) \\ 0 & \text{if } (x, y, z) = (0, 0, 0) \end{cases}$$

continuous on \mathbb{R}^3 ?

Along $y = z = 0$, as $x \rightarrow 0$, $f(x, 0, 0) = x^{r-2} \rightarrow \infty$ (or the limit might not exist at all) for $r < 2$ and $f(x, 0, 0) = 1$ for $r = 2$. Therefore for $r \leq 2$, f is discontinuous at $(0, 0, 0)$.

It is not difficult to show that for $r > 2$, f is continuous. For every positive number ε , let $\delta = (\varepsilon/3^r)^{1/(2r-2)}$, then from

$$\begin{aligned} 0 &< \sqrt{(x-0)^2 + (y-0)^2 + (z-0)^2} < \delta \\ \iff 0 &< \sqrt{x^2 + y^2 + z^2} < \left(\frac{\varepsilon}{3^r}\right)^{\frac{1}{2r-2}} \\ \iff 0 &< \frac{3^r(x^2 + y^2 + z^2)^r}{x^2 + y^2 + z^2} < \varepsilon \end{aligned}$$

and

$$(x+y+z)^2 \leq 3(x^2+y^2+z^2) \iff |x+y+z|^r \leq 3^r(x^2+y^2+z^2)^r$$

we get

$$0 < \frac{|x+y+z|^r}{x^2+y^2+z^2} < \varepsilon \iff |f(x, y, z) - 0| < \varepsilon$$

Thus by definition, for $r > 2$, $f(x, y, z) \rightarrow 0$ as $(x, y, z) \rightarrow (0, 0, 0)$, hence f is continuous on \mathbb{R}^3 .

5. Suppose f is a differentiable function of one variable. Show that all tangent planes to the surface $z = xf(y/x)$ intersect in a common point.

Let $t = y/x$,

$$\begin{aligned} \frac{\partial z}{\partial x} &= f(t) + x \frac{\partial f(t)}{\partial x} = f(t) + x \frac{df}{dt} \frac{\partial(y/x)}{\partial x} = f(t) - t \frac{df}{dt} \\ \frac{\partial z}{\partial y} &= x \frac{\partial f(t)}{\partial y} = x \frac{df}{dt} \frac{\partial(y/x)}{\partial y} = \frac{df}{dt} \end{aligned}$$

Equation of the tangent plane to the given surface at $P(a, b, af(b/a))$ is

$$\begin{aligned} z - af\left(\frac{b}{a}\right) &= \left(f\left(\frac{b}{a}\right) - \frac{b}{a} \cdot \frac{df}{dt}\left(\frac{b}{a}\right)\right)(x - a) + \frac{df}{dt}\left(\frac{b}{a}\right)(y - b) \\ \iff z &= xf\left(\frac{b}{a}\right) + \frac{df}{dt}\left(\frac{b}{a}\right)\left(y - \frac{bx}{a}\right) \\ \iff \left(f\left(\frac{b}{a}\right) - \frac{b}{a} \cdot \frac{df}{dt}\left(\frac{b}{a}\right)\right)x &+ \frac{df}{dt}\left(\frac{b}{a}\right)y - z = 0 \end{aligned}$$

Since the equation is homogenous, the tangent plane always goes through origin $O(0, 0, 0)$.

15 Multiple Integrals

15.1 Double Integrals over Rectangles

1. Use a Riemann sum with $m = 3$ and $n = 2$ to estimate the volume of the solid that lies below the surface $z = xy$ and above the rectangle $R = [0, 6] \times [0, 4]$.

Take the sample point to be the upper right corner of each square,

$$V \approx \sum_{i=1}^3 \sum_{j=1}^2 ij \cdot 4 = 288 \quad (\text{a})$$

Take the sample point to be the center of each square,

$$V \approx \sum_{i=1}^3 \sum_{j=1}^2 (2i-1)(2j-1)4 = 144 \quad (\text{b})$$

13. Evaluate the double integral by first identifying it as the volume of a solid.

$$\iint_{[-2,2] \times [1,6]} (4 - 2y) \, dA = 0$$

15.2 Integrated Integrals

Calculate the integrated integrals.

$$\int_1^4 \int_0^2 (6x^2 - 2x) \, dy \, dx = \int_1^4 (12x^2 - 4x) \, dx = 222 \quad (3)$$

$$\int_{-3}^3 \int_0^{\pi/2} (y + y^2 \cos x) dx dy = \int_{-3}^3 y^2 dy = 0 \quad (7)$$

$$\iint_{[0, \pi/2]^2} \sin(x - y) dA = \int_0^{\pi/2} (\cos y - \sin y) dy = 0 \quad (15)$$

$$\begin{aligned} \iint_{[0,1] \times [-3,3]} \frac{xy^2}{x^2 + 1} dA &= \int_0^1 \frac{x}{x^2 + 1} dx \cdot \int_{-3}^3 y^2 dy \\ &= \frac{1}{2} \int_0^1 \frac{dx}{x + 1} \cdot \left[\frac{y^3}{3} \right]_{-3}^3 \\ &= 9 \ln(x + 1) \Big|_0^1 \\ &= 9 \ln 2 \end{aligned} \quad (17)$$

$$\begin{aligned} \iint_{[0,2] \times [0,3]} ye^{-xy} dA &= \int_0^3 \int_0^2 ye^{-xy} dx dy \\ &= \int_0^3 (1 - e^{-2y}) dy \\ &= \left[y + \frac{e^{-2y}}{2} \right]_0^3 \\ &= \frac{1}{2e^6} + \frac{5}{2} \end{aligned} \quad (21)$$

$$\iint_{[-1,1] \times [-2,2]} \left(1 - \frac{x^2}{4} - \frac{y^2}{9} \right) dA = \int_{-1}^1 \left(\frac{92}{27} - x^2 \right) dx = \frac{166}{27} \quad (27)$$

$$\iint_{[0,4] \times [0,5]} (16 - x^2) dA = \int_0^4 (80 - 5x^2) dx = \frac{640}{3} \quad (30)$$

40. Fubini's and Clairaut's theorems are similar in the way that for continuous functions, order of variables are interchangeable in integration and differentiation. By the Fundamental Theorem and these two theorems, if $f(x, y)$ is continuous on $[a, b] \times [c, d]$ and

$$g(x, y) = \int_a^x \int_c^y g(s, t) dt ds$$

for $a < x < b$ and $c < y < d$, then $g_{xy} = g_{yx} = f(x, y)$.

15.3 Double Integrals over General Regions

Evaluate the iterated integral.

$$\int_0^1 \int_0^{s^2} \cos s^3 \, dt \, ds = \int_0^1 s^2 \cos s^3 \, ds = \left[\frac{\sin s^3}{3} \right]_0^1 = \frac{\sin 1}{3} \quad (5)$$

$$\int_0^\pi \int_0^{\sin x} x \, dy \, dx = \int_0^\pi x \sin x \, dx = [\sin x - x \cos x]_0^\pi = \pi \quad (9)$$

$$\int_{-1}^2 \int_{y^2}^{y+2} y \, dx \, dy = \int_{-1}^2 (2y + y^2 - y^3) \, dy = \left[y^2 + \frac{y^3}{3} - \frac{y^4}{4} \right]_{-1}^2 = \frac{9}{4} \quad (15)$$

$$\int_{-2}^2 \int_{-\sqrt{4-x^2}}^{\sqrt{4-x^2}} (2x - y) \, dy \, dx = \int_{-2}^2 4x\sqrt{4-x^2} \, dx = 0 \quad (21)$$

$$\begin{aligned} \int_1^2 \int_1^{7-3y} xy \, dx \, dy &= \int_1^2 \left(\frac{9y^3}{2} - 21y^2 + 24y \right) \, dy \\ &= \left[\frac{9y^4}{8} - 7y^3 + 12y^2 \right]_1^2 \\ &= \frac{31}{8} \end{aligned} \quad (25)$$

$$\int_1^2 \int_0^{\ln x} f(x, y) \, dy \, dx = \int_0^{\ln 2} \int_{e^y}^2 f(x, y) \, dx \, dy \quad (47)$$

$$\int_0^1 \int_{3y}^3 e^{x^2} \, dx \, dy = \int_0^3 \int_0^{x/3} e^{x^2} \, dy \, dx = \int_0^3 \frac{x e^{x^2}}{3} \, dx = \left[\frac{e^{x^2}}{6} \right]_0^3 = \frac{e^9 - 1}{6} \quad (49)$$

15.4 Double Integrals in Polar Coordinates

Evaluate the given integral.

$$\int_0^{3\pi/2} \int_0^4 f(r \cos \theta, r \sin \theta) r \, dr \, d\theta \quad (1)$$

$$\begin{aligned} \int_{\pi/4}^{\pi/2} \int_0^2 (2 \cos \theta - \sin \theta) r^2 \, dr \, d\theta &= \int_{\pi/4}^{\pi/2} \frac{8}{3} (2 \cos \theta - \sin \theta) \, d\theta \\ &= \frac{8}{3} [2 \sin \theta + \cos \theta]_{\pi/4}^{\pi/2} \\ &= \frac{16}{3} - 4\sqrt{2} \end{aligned} \quad (8)$$

$$\begin{aligned}\int_{-\pi/2}^{\pi/2} \int_0^2 r e^{-r^2} dr d\theta &= \int_{-\pi/2}^{\pi/2} \frac{1 - e^{-4}}{2} d\theta \\ &= \pi \frac{1 - e^{-4}}{2}\end{aligned}\quad (11)$$

$$\begin{aligned}\int_0^{2\pi} \int_0^{\sqrt{1/2}} (\sqrt{1-r^2} - r) r dr d\theta &= \pi \int_0^{\sqrt{1/2}} (\sqrt{1-r^2} - r) dr \\ &= \pi \int_0^{1/2} (\sqrt{1-x} - \sqrt{x}) dx \\ &= \frac{\pi}{3} (2 - \sqrt{2})\end{aligned}\quad (25)$$

$$\begin{aligned}\int_0^\pi \int_0^3 r \sin r^2 dr d\theta &= \int_0^\pi \frac{\pi \sin x}{2} dx \\ &= \left. \frac{\pi \cos x}{-2} \right]_0^\pi \\ &= \frac{\pi}{2} (1 - \cos 9)\end{aligned}\quad (29)$$

40. We define the improper integral (over the entire plane \mathbb{R}^2)

$$\begin{aligned}I &= \iint_{\mathbb{R}^2} \exp(-x^2 - y^2) dA \\ &= \int_{-\infty}^{\infty} \int_{-\infty}^{\infty} \exp(-x^2 - y^2) dx dy \\ &= \lim_{a \rightarrow \infty} \iint_{D_a} \exp(-x^2 - y^2) dA\end{aligned}$$

where D_a is the disk with radius a and center the origin.

By changing to polar coordinates,

$$\begin{aligned}I &= \lim_{a \rightarrow \infty} \int_0^{2\pi} \int_0^a \exp(-a^2) a da d\theta \\ &= \lim_{a \rightarrow \infty} \int_0^a -\pi \exp(-a^2) d - a^2 \\ &= -\pi \lim_{a \rightarrow \infty} \int_0^{-a^2} e^b db \\ &= -\pi \lim_{a \rightarrow \infty} e^b \Big|_0^{-a^2} \\ &= \pi \lim_{a \rightarrow \infty} (1 - \exp(-a^2)) \\ &= \pi\end{aligned}\quad (a)$$

As $\exp(-x^2 - y^2)$ is continuous on \mathbb{R}^2 ,

$$\int_{-\infty}^{\infty} \exp(-x^2) dx \int_{-\infty}^{\infty} \exp(-y^2) dy = I = \pi \quad (\text{b})$$

Thus $\int_{-\infty}^{\infty} \exp(-x^2) dx = \sqrt{I} = \sqrt{\pi}$ and $\int_{-\infty}^{\infty} \exp(-x^2/2) dx = \sqrt{2\pi}$.

15.5 Applications of Double Integrals

2. The total charge on the disk is

$$\int_{-1}^1 \int_{-\sqrt{1-x^2}}^{\sqrt{1-x^2}} \sqrt{x^2 + y^2} dy dx = \int_0^{2\pi} \int_0^1 r^2 dr d\theta = 2\pi \left[\frac{r^3}{3} \right]_0^1 = \frac{2\pi}{3}$$

Find the mass and center of mass of the lamina that occupies the regions D and has the given density function ρ .

$$D = [1, 3] \times [1, 4]; \quad \rho(x, y) = ky^2 \quad (3)$$

$$m = \int_1^3 dx \cdot \int_1^4 ky^2 dy = 42k$$

$$\bar{x} = \frac{k}{m} \int_1^3 \int_1^4 xy^2 dy dx = \frac{21k}{m} \int_1^3 x dx = \frac{84k}{m} = 2$$

$$\bar{y} = \frac{k}{m} \int_1^3 \int_1^4 y^3 dy dx = \frac{2k}{m} \int_1^4 y^3 dy = \frac{255k}{m} = \frac{85}{28}$$

$$D = \{(x, y) \mid -1 \leq x \leq 1, 0 \leq y \leq 1 - x^2\}, \quad \rho(x, y) = ky \quad (7)$$

$$m = \int_{-1}^1 \int_0^{1-x^2} ky dy dx = \frac{k}{2} \int_{-1}^1 (x^4 - 2x^2 + 1) dx = \frac{8k}{15}$$

$$\bar{x} = \frac{k}{m} \int_{-1}^1 \int_0^{1-x^2} xy dy dx = \frac{15}{8} \int_{-1}^1 (x^5 - 2x^3 + x) dx = 0$$

$$\bar{y} = \frac{k}{m} \int_{-1}^1 \int_0^{1-x^2} y^2 dy dx = \frac{8}{45} \int_{-1}^1 (1 - x^2)^3 dx = \frac{4}{7}$$

$$D = \left\{ (x, y) \mid 0 \leq y \leq \sin \frac{\pi x}{L}, 0 \leq x \leq L \right\}, \quad \rho(x, y) = y \quad (9)$$

$$m = \int_0^L \int_0^{\sin(\pi x/L)} y \, dy \, dx = \int_0^L \frac{\sin^2(\pi x/L)}{2} \, dx = \left[\frac{x}{4} - \frac{L}{8\pi} \sin \frac{2\pi x}{L} \right]_0^L = \frac{L}{4}$$

$$\bar{x} = \int_0^L \int_0^{\sin(\pi x/L)} \frac{xy}{m} \, dy \, dx = \int_0^L \frac{2x \sin^2(\pi x/L)}{L} \, dx = \frac{L}{2}$$

$$\bar{y} = \int_0^L \int_0^{\sin(\pi x/L)} \frac{y^2}{m} \, dy \, dx = \int_0^L \frac{4 \sin^3(\pi x/L)}{3L} \, dx = \frac{16}{9\pi}$$

$$D = \{ (x, y) \mid 0 \leq x \leq 1, 0 \leq y \leq \sqrt{1-x^2} \}, \quad \rho(x, y) = ky \quad (11)$$

$$m = \int_0^1 \int_0^{\sqrt{1-x^2}} ky \, dy \, dx = \int_0^{\pi/2} \sin \theta \, d\theta \cdot \int_0^1 kr^2 \, dr = \frac{k}{3}$$

$$\bar{x} = \int_0^1 \int_0^{\sqrt{1-x^2}} 3xy \, dy \, dx = \int_0^{\pi/2} \cos \theta \sin \theta \, d\theta \cdot \int_0^1 3r^3 \, dr = \frac{3}{8}$$

$$\bar{y} = \int_0^1 \int_0^{\sqrt{1-x^2}} 3y^2 \, dy \, dx = \int_0^{\pi/2} \sin^2 \theta \, d\theta \cdot \int_0^1 3r^3 \, dr = \frac{3\pi}{16}$$

15.6 Surface area

Find the area of the surface.

3. The part of the plane $3x + 2y + z = 6$ that lies in the first octant.

$$\begin{aligned} A &= \int_0^2 \int_0^{3-1.5x} \sqrt{1 + \left(\frac{\partial z}{\partial x} \right)^2 + \left(\frac{\partial z}{\partial y} \right)^2} \, dy \, dx \\ &= \int_0^2 \int_0^{3-1.5x} \sqrt{14} \, dy \, dx \\ &= \int_0^2 \left(3 - \frac{3}{2}x \right) \sqrt{14} \, dx \\ &= \left[3x\sqrt{14} - \frac{3x^2\sqrt{14}}{4} \right]_0^2 \\ &= 3\sqrt{14} \end{aligned}$$

9. The part of the surface $z = xy$ that lies within the cylinder $x^2 + y^2 = 1$.

$$\begin{aligned}
 A &= \iint_D \sqrt{1 + \left(\frac{\partial xy}{\partial x}\right)^2 + \left(\frac{\partial xy}{\partial y}\right)^2} \, dA \\
 &= \int_0^{2\pi} \int_0^1 r\sqrt{1+r^2} \, dr \, d\theta \\
 &= \pi \int_0^1 \sqrt{1+t} \, dt \\
 &= \left. \frac{2\pi\sqrt{(1-t)^3}}{3} \right]_0^1 \\
 &= \frac{2\pi}{3} (2\sqrt{2} - 1)
 \end{aligned}$$

12. The part of the sphere $x^2 + y^2 + z^2 = 4z$ that lies inside the paraboloid $z = x^2 + y^2$, in which it has the equation $z = 2 + \sqrt{4 - x^2 - y^2}$.

$$\begin{aligned}
 A &= \iint_D \sqrt{1 + \left(\frac{\partial}{\partial x} (2 + \sqrt{4 - x^2 - y^2})\right)^2 + \left(\frac{\partial}{\partial y} (2 + \sqrt{4 - x^2 - y^2})\right)^2} \, dA \\
 &= \iint_D \sqrt{\frac{4}{4 - x^2 - y^2}} \, dA \\
 &= \int_0^{2\pi} \int_0^{\sqrt{3}} r\sqrt{\frac{4}{4 - r^2}} \, dr \, d\theta \\
 &= 2\pi \int_0^3 \sqrt{\frac{1}{4 - t}} \, dt \\
 &= -4\pi\sqrt{4 - t} \Big|_0^3 \\
 &= 4\pi
 \end{aligned}$$

15.7 Triple Integrals

Evaluate the integral.

$$\int_0^1 \int_0^3 \int_{-1}^2 xyz^2 \, dy \, dz \, dx = \int_0^1 \int_0^3 \frac{3xz^2}{2} \, dz \, dx = \int_0^1 \frac{27x}{2} \, dx = \frac{27}{4} \quad (1)$$

$$\begin{aligned}
\int_0^2 \int_0^{z^2} \int_0^{y-z} (2x - y) \, dx \, dy \, dz &= \int_0^2 \int_0^{z^2} (z^2 - yz) \, dy \, dz \\
&= \int_0^2 \left(z^4 - \frac{z^5}{2} \right) \, dz \\
&= \frac{16}{15}
\end{aligned} \tag{3}$$

$$\int_0^3 \int_0^x \int_{x-y}^{x+y} y \, dz \, dy \, dx = \int_0^3 \int_0^x 2y^2 \, dy \, dx = \int_0^3 \frac{2x^3}{3} \, dx = \frac{27}{2} \tag{9}$$

$$\begin{aligned}
\int_0^\pi \int_0^{\pi-x} \int_0^x \sin y \, dz \, dy \, dx &= \int_0^\pi \int_0^{\pi-x} x \sin y \, dy \, dx \\
&= \int_0^\pi (x + x \cos y) \, dx \\
&= \frac{\pi^2}{2} - 2
\end{aligned} \tag{12}$$

$$\begin{aligned}
\int_0^1 \int_0^{3x} \int_0^{\sqrt{9-y^2}} z \, dz \, dy \, dx &= \int_0^1 \int_0^{3x} \frac{9-y^2}{2} \, dy \, dx \\
&= \int_0^1 \frac{27x - 9x^3}{2} \, dx \\
&= \frac{45}{8}
\end{aligned} \tag{18}$$

$$\begin{aligned}
\int_0^2 \int_0^{4-2x} \int_0^{4-2x-y} dz \, dy \, dx &= \int_0^2 \int_0^{4-2x} (4 - 2x - y) \, dy \, dx \\
&= \int_0^2 \frac{(4 - 2x)^2}{2} \, dx \\
&= \frac{16}{3}
\end{aligned} \tag{19}$$

$$\begin{aligned}
\int_{-2}^2 \int_{-\sqrt{4-x^2}}^{\sqrt{4-x^2}} \int_{-1}^{4-z} dy \, dz \, dx &= \int_{-2}^2 \int_{-\sqrt{4-x^2}}^{\sqrt{4-x^2}} (5 - z) \, dz \, dx \\
&= \int_{-2}^2 10\sqrt{4-x^2} \, dx \\
&= 20\pi
\end{aligned} \tag{22}$$

15.8 Triple Integrals in Cylindrical Coordinates

1. Change from cylindrical coordinates to rectangular coordinates.

(a) $(4, \frac{\pi}{3}, -2) \rightarrow (2, 2\sqrt{3}, -2)$

(b) $(2, \frac{-\pi}{2}, 1) \rightarrow (0, -2, 1)$

3. Change from rectangular coordinates to cylindrical coordinates.

(a) $(-1, 1, 1) \rightarrow (\sqrt{2}, \frac{3\pi}{4}, 1)$

(b) $(-2, 2\sqrt{3}, 3) \rightarrow (4, \frac{2\pi}{3}, 3)$

7. In cylindrical coordinates (r, θ, z) , $z = 4 - r^2$ is the paraboloid $z = 4 - x^2 - y^2$ in Cartesian coordinates.

15&17&21. Evaluate the integral.

$$\int_{-\pi/2}^{\pi/2} \int_0^2 \int_0^{r^2} r \, dz \, dr \, d\theta = \pi \int_0^2 r^3 \, dr = 4\pi \quad (15)$$

$$\iiint_E \sqrt{x^2 + y^2} \, dV = \int_0^{2\pi} \int_0^4 \int_{-5}^4 r^2 \, dz \, dr \, d\theta = 18\pi \left. \frac{r^3}{3} \right|_0^4 = 384\pi \quad (17)$$

$$\begin{aligned} \iiint_E x^2 \, dV &= \int_0^{2\pi} \int_0^2 \int_{z/2}^1 r^3 \cos^2 \theta \, dr \, dz \, d\theta \\ &= \int_0^{2\pi} \cos^2 \theta \, d\theta \int_0^2 \int_{z/2}^1 r^3 \, dr \, dz \\ &= \left[\frac{\theta}{2} + \frac{\sin \theta \cos \theta}{2} \right]_0^{2\pi} \int_0^2 \left(\frac{1}{4} - \frac{z^4}{64} \right) \, dz \\ &= \frac{2\pi}{5} \end{aligned} \quad (21)$$

16 Vector Calculus

16.2 Line Integrals

Evaluate the integral.

$$\begin{aligned} &\int_{-\pi/2}^{\pi/2} 4 \cos t (4 \sin t)^4 \sqrt{\left(\frac{d4 \cos t}{dt} \right)^2 + \left(\frac{d4 \sin t}{dt} \right)^2} \, dt \\ &= 4096 \int_{-\pi/2}^{\pi/2} \sin^4 t \, d \sin t = 4096 \int_{-1}^1 w^4 \, dw = \frac{8192}{5} \end{aligned} \quad (3)$$

$$\begin{aligned}
\int_{\{(x,y) \in [1,4] \times [1,2] \mid y = \sqrt{x}\}} (x^2 y^3 - \sqrt{x}) \, dy &= \int_1^2 (t^7 - t) \frac{dt}{dt} \, dt \\
&= \left[\frac{t^8}{8} - \frac{t^2}{2} \right]_1^2 \\
&= \frac{243}{8}
\end{aligned} \tag{5}$$

$$\begin{aligned}
&\int_0^2 (x+x) \, dx + \int_2^3 (x+6-2x) \, dx + \int_0^1 (2y)^2 \, dy + \int_1^0 (3-x)^2 \, dy \\
&= 4 + \frac{7}{2} + \frac{4}{3} - \frac{19}{3} = \frac{5}{2}
\end{aligned} \tag{7}$$

$$\begin{aligned}
&\int_2^0 x^2 \, dx + \int_0^4 x^2 \, dx + \int_0^2 y^2 \, dy + \int_2^3 \, dy \\
&= \int_2^4 x^2 \, dx + \int_0^3 y^2 \, dy = \left. \frac{x^3}{3} \right|_2^4 + \left. \frac{y^3}{3} \right|_0^3 = 13
\end{aligned} \tag{8}$$

$$\begin{aligned}
\int_0^1 (11y^7 \hat{\mathbf{i}} + 3t^6 \hat{\mathbf{j}}) \, d(11t^4 \hat{\mathbf{i}} + t^3 \hat{\mathbf{j}}) &= \int_0^1 (11y^7 \hat{\mathbf{i}} + 3t^6 \hat{\mathbf{j}}) \cdot (44t^3 \hat{\mathbf{i}} + 3t^2 \hat{\mathbf{j}}) \, dt \\
&= \int_0^1 (484t^{10} + 9t^8) \, dt \\
&= [44t^{11} + t^9]_0^1 \\
&= 45
\end{aligned} \tag{19}$$

$$\begin{aligned}
&\int_0^1 (\sin t^3 \hat{\mathbf{i}} + \cos t^2 \hat{\mathbf{j}} + t^4 \hat{\mathbf{k}}) \, d(t^3 \hat{\mathbf{i}} + t^2 \hat{\mathbf{j}} + t \hat{\mathbf{k}}) \\
&= \int_0^1 \sin x \, dx + \int_0^1 \cos y \, dy + \int_0^1 z^4 \, dz \\
&= \frac{6}{5} - \cos 1 - \sin 1
\end{aligned} \tag{21}$$

$$\begin{aligned}
& \int_0^{2\pi} (t - \sin t) d(t - \sin t) + (3 - \cos t) d(1 - \cos t) \\
&= \int_0^{2\pi} ((t - \sin t)(1 - \cos t) + (3 - \cos t) \sin t) dt \\
&= \int_0^{2\pi} (t - t \cos t + 2 \sin t) dt \\
&= \left[\frac{t^2}{2} - t \sin t - 3 \cos t \right]_0^{2\pi} = 2\pi^2 \tag{39}
\end{aligned}$$

$$\begin{aligned}
& 2 \int_0^{2\pi} \left(4 + \frac{x^2 - y^2}{100} \right) \sqrt{(-10 \sin t)^2 + (10 \cos t)^2} dt \\
&= \int_0^{2\pi} (800 + (10 \cos t)^2 - (10 \sin t)^2) dt \\
&= 100 \int_0^{2\pi} (8 + \cos 2t) dt \\
&= \left[8t - \frac{\sin 2t}{2} \right]_0^{2\pi} = 16\pi \tag{48}
\end{aligned}$$

16.3 The Fundamental Theorem for Line Integrals

Evaluate the integrals.

$$\begin{aligned}
& \int_C (x^2 \hat{\mathbf{i}} + y^2 \hat{\mathbf{j}}) \cdot d(x \hat{\mathbf{i}} + 2x^2 \hat{\mathbf{j}}) \\
&= (f \mapsto f(2, 8) - f(-1, 2)) \left((x, y) \mapsto \frac{x^3 + y^3}{3} \right) = 513 \tag{12}
\end{aligned}$$

$$\begin{aligned}
& \int_C (xy^2 \hat{\mathbf{i}} + x^2 y \hat{\mathbf{j}}) \cdot d\mathbf{r} \\
&= (f \mapsto f(2, 1) - f(0, 1)) \left((x, y) \mapsto \frac{x^2 y^2}{2} \right) = 2 \tag{13}
\end{aligned}$$

16.4 Green's Theorem

Evaluate the integrals.

$$\begin{aligned}
 \int_C (y + e^{\sqrt{x}}) dx + (2x + \cos y^2) dy &= \int_0^1 \int_{y^2}^{\sqrt{y}} dx dy \\
 &= \int_0^1 (\sqrt{y} - y^2) dy \\
 &= \left[\frac{2\sqrt{y^3}}{3} - \frac{y^3}{3} \right]_0^1 \\
 &= \frac{1}{3}
 \end{aligned} \tag{7}$$

$$\begin{aligned}
 \int_{x^2+y^2=4} y^3 dx - x^3 dy &= \iint_{x^2+y^2=4} (-3x^2 - 3y^2) dA \\
 &= -3 \int_0^{2\pi} \int_0^2 r^3 dr d\theta \\
 &= -6\pi \left. \frac{r^4}{4} \right|_0^2 \\
 &= -24\pi
 \end{aligned} \tag{9}$$

$$\begin{aligned}
 \int_C (1 - y^3) dx + (x^3 + \exp y^2) dy &= \iint_D (3x^2 + 3y^2) dA \\
 &= 3 \int_0^{2\pi} \int_2^3 r^3 dr d\theta \\
 &= 6\pi \left. \frac{r^4}{4} \right|_2^3 \\
 &= \frac{195}{8}\pi
 \end{aligned} \tag{10}$$

$$\begin{aligned}
 &\int_C (y \cos x - xy \sin x) dx + (xy + x \cos x) dy \\
 &= - \iint_D (y + \cos x - x \sin x - \cos x + x \sin x) dA \\
 &= - \int_0^2 \int_0^{4-2x} y dy dx = \frac{16}{-3}
 \end{aligned} \tag{11}$$

$$\begin{aligned}
& \int_C (\exp -x + y^2) dx + (\exp -y + x^2) dy \\
&= - \int_{-\pi/2}^{\pi/2} \int_0^{\cos x} (2x - 2y) dy dx \\
&= - \int_{-\pi/2}^{\pi/2} (2x \cos x - \cos^2 x) dx = \frac{\pi}{2} \tag{12}
\end{aligned}$$

$$\int_0^1 \int_0^{1-x} (y^2 - x) dy dx = \int_0^1 \left(\frac{(1-x)^3}{3} + x^2 - x \right) dx = \frac{-1}{12} \tag{17}$$

$$\begin{aligned}
\int_{\text{cycloid}} y dx + \int_{\text{segment}} y dx &= \int_{2\pi}^0 (1 - \cos t) d(t - \sin t) + 0 \\
&= \int_{2\pi}^0 \left(\frac{3}{2} - 2 \cos t + \frac{\cos 2t}{2} \right) dt \\
&= \left[\frac{3t}{2} - 2 \sin t + \frac{\sin 2t}{4} \right]_{2\pi}^0 = 3\pi \tag{19}
\end{aligned}$$

16.5 Curl and Divergence

19. Since the divergence of curl of \mathbf{G} is $1 \neq 0$, there does not exist a vector field \mathbf{G} satisfying the given condition.

16.6 Parametric Surfaces and Their Areas

19. One parametric representation for the surface $x + y + z = 0$ is $\mathbf{r}(u, v) = \langle u, v, -u - v \rangle$.

23. One parametric representation for the sphere $x^2 + y^2 + z^2 = 4$ above the cone $\sqrt{x^2 + y^2}$ is $\mathbf{r}(u, v) = \langle 2 \cos u \cos v, 2 \cos u \sin v, 2 \sin u \rangle$.

39. The plane intersects with Ox at $A(2, 0, 0)$, with Oy at $B(0, 3, 0)$ and with Oz at $C(0, 0, 6)$. The area of the triangle ABC is $|\mathbf{AB} \times \mathbf{AC}|/2 = 3\sqrt{14}$.

42. Surface of the cone $\sqrt{x^2 + y^2}$:

$$\iint_D \sqrt{1 + \left(\frac{x}{\sqrt{x^2 + y^2}} \right)^2 + \left(\frac{y}{\sqrt{x^2 + y^2}} \right)^2} dA = \iint_D \sqrt{2} dA$$

For the part lying between $y = x$ and $y = x^2$, the area is

$$\int_0^1 \int_{x^2}^x \sqrt{2} dy dx = \sqrt{2} \int_0^1 (x - x^2) dx = \frac{\sqrt{2}}{6}$$

43. Area of the surface:

$$\int_0^1 \int_0^1 \sqrt{1+x+y} \, dy \, dx = \frac{4-32\sqrt{2}}{15} + \frac{12\sqrt{3}}{5}$$

45. Area of $z = xy$ within $x^2 + y^2 = 1$:

$$\iint_D \sqrt{1+x^2+y^2} \, dA = \int_0^{2\pi} \int_0^1 \sqrt{1+r^2} r \, dr \, d\theta = \pi \int_1^2 \sqrt{t} \, dt = \frac{2\pi}{3} (\sqrt{8}-1)$$

49. Area of the surface with given parametric equation $\mathbf{r}(u, v) = \langle u^2, uv, v^2/2 \rangle$ within $0 \leq u \leq 1$ and $0 \leq v \leq 2$:

$$\iint_D |\mathbf{r}_u \times \mathbf{r}_v| \, dA = \int_0^2 \int_0^1 (2u^2 + v^2) \, du \, dv = \int_0^2 \left(\frac{2}{3} + v^2 \right) \, dv = 4$$

16.7 Surface Integrals

Evaluate the surface integrals.

$$\begin{aligned} \iint_S (x+y+z) \, dS &= \int_0^2 \int_0^1 (4u+v+1)\sqrt{14} \, dv \, du \\ &= \int_0^2 \left(4u + \frac{3}{2} \right) \sqrt{14} \, du \\ &= 11\sqrt{14} \end{aligned} \tag{5}$$

$$\begin{aligned} \int_0^2 \int_0^3 x^2 y (1+2x+3y) \sqrt{1+4+9} \, dx \, dy &= \int_0^2 \left(27y^2 + \frac{99}{2}y \right) \sqrt{14} \, dy \\ &= 171\sqrt{14} \end{aligned} \tag{9}$$

$$\begin{aligned} &\int_0^1 \int_0^1 (xy\hat{\mathbf{i}} + yz\hat{\mathbf{j}} + zx\hat{\mathbf{k}}) \cdot (\hat{\mathbf{i}} + 0\hat{\mathbf{j}} - 2x\hat{\mathbf{k}}) \times (0\hat{\mathbf{i}} + \hat{\mathbf{j}} - 2y\hat{\mathbf{k}}) \, dy \, dx \\ &= \int_0^1 \int_0^1 (xz + 2y^2z + 2x^2y) \, dy \, dx \\ &= \int_0^1 \int_0^1 ((x+2y^2)(4-x^2-y^2) + 2x^2y) \, dy \, dx \\ &= \int_0^1 \int_0^1 (4x - x^3 - xy^2 + 8y^2 - 2x^2y^2 - 2y^4 + 2x^2y) \, dy \, dx \\ &= \int_0^1 \left(4x - x^3 - \frac{x}{3} + \frac{8}{3} - \frac{2x^2}{3} - \frac{2}{5} + x^2 \right) \, dx \\ &= 2 - \frac{1}{4} - \frac{1}{6} + \frac{8}{3} - \frac{2}{9} - \frac{2}{5} + \frac{1}{3} = \frac{713}{180} \end{aligned} \tag{23}$$

17 Second-Order Linear Equations

17.1 Homogeneous Linear Equations

Solve the differential equation.

$$y'' - y' - 6y = 0 \quad (1)$$

The auxiliary equation is $r^2 - r - 6 = 0$ whose roots are $r = -2, 3$. Therefore, the general solution of the given differential equation is

$$y = \frac{c_1}{e^{2x}} + c_2 e^{3x}$$

$$y'' + 16y = 0 \quad (3)$$

The auxiliary equation is $r^2 + 16 = 0$ whose roots are $r = \pm 4i$. Therefore, the general solution of the given differential equation is

$$y = c_1 \cos 4x + c_2 \sin 4x$$

$$9y'' - 12y' + 4y = 0 \quad (5)$$

The auxiliary equation is $9r^2 - 12r + 4 = 0$ whose roots are $r_1 = r_2 = 2/3$. Therefore, the general solution of the given differential equation is

$$y = (c_1 + c_2 x)e^{2x/3}$$

$$2y'' = y' \quad (7)$$

The auxiliary equation is $2r^2 = r$ whose roots are $r = 0, 1/2$. Therefore, the general solution of the given differential equation is $y = c_1 + c_2 \sqrt{e^x}$.

$$y'' - 6y' + 8y = 0, \quad y(0) = 2, \quad y'(0) = 2 \quad (17)$$

The auxiliary equation is $r^2 - 6r + 8 = 0$ whose roots are $r = 2, 4$. Therefore, the general solution of the given differential equation is

$$y = c_1 e^{2x} + c_2 e^{4x} \implies y' = 2c_1 e^{2x} + 4c_2 e^{4x}$$

Since $y(0) = y'(0) = 2$,

$$c_1 + c_2 = 2c_1 + 4c_2 = 2 \iff (c_1, c_2) = (3, -1) \iff y = 3e^{2x} - e^{4x}$$

$$9y'' + 12y' + 4y = 0, \quad y(0) = 1, \quad y'(0) = 0 \quad (19)$$

The auxiliary equation is $9r^2 + 12r + 4 = 0$ whose roots are $r_1 = r_2 = -2/3$. Therefore, the general solution of the given differential equation is

$$y = \frac{c_1 + c_2x}{e^{2x/3}} \implies y' = \frac{c_2 - 2c_2x/3 - 2c_1/3}{e^{2x/3}}$$

As $y(0) = 1$, $c_1 = 1$ and as $y'(0) = 0$, $c_2 = 2/3$, thus

$$y = \left(1 + \frac{2x}{3}\right) e^{-2x/3}$$

17.2 Nonhomogeneous Linear Equations

Solve the differential equation.

$$y'' - 2y' - 3y = \cos 2x \quad (1)$$

The auxiliary equation of $y'' - 2y' - 3y = 0$ is $r^2 - 2r - 3 = 0$ with roots $r = -1, 3$. So the solution of the complementary equation is

$$y_c = \frac{c_1}{e^x} + c_2e^{3x}$$

Since $G(x) = \cos 2x$ is cosine function, we seek a particular solution of the form $y_p = A \sin 2x + B \cos 2x$. Then $y_p' = 2A \cos 2x - 2B \sin 2x$ and $y_p'' = -4y$ so, substituting into the given differential equation, we have

$$(4A - 7B) \cos 2x - (7A + 4B) \sin 2x = \cos 2x$$

$$\iff \begin{cases} 4A - 7B = 1 \\ 7A + 4B = 0 \end{cases} \iff \begin{cases} A = \frac{4}{65} \\ B = \frac{-7}{65} \end{cases}$$

Thus the general solution of the given differential equation is

$$y = y_c + y_p = \frac{c_1}{e^x} + c_2e^{3x} + \frac{4 \sin 2x}{65} - \frac{7 \cos 2x}{65}$$

$$y'' + 9y = \frac{1}{e^{2x}} \quad (3)$$

The auxiliary equation of $y'' + 9y = 0$ is $r^2 + 9 = 0$ whose roots are $r = \pm 3i$. Therefore, the general solution of the given differential equation is

$$y_c = c_1 \cos 3x + c_2 \sin 3x$$

Since $G(x) = e^{-2x}$ is an exponential function, we seek a particular solution of an exponential function as well:

$$y_p = Ae^{-2x} \implies y'_p = -2Ae^{-2x} \implies y''_p = 4Ae^{-2x}$$

Substituting these into the differential equation, we get

$$\frac{13A}{e^{2x}} = \frac{1}{e^{2x}} \iff A = \frac{1}{13} \iff y_p = \frac{1}{13e^{2x}}$$

Thus the general solution of the given differential equation is

$$y = y_c + y_p = c_1 \cos 3x + c_2 \sin 3x + \frac{1}{13e^{2x}}$$

$$y'' - 4y = e^x \cos x, \quad y(0) = 1, \quad y'(0) = 2 \quad (8)$$

The auxiliary equation of $y'' + 4y = 0$ is $r^2 + 4 = 0$ whose roots are $r = \pm 2i$. Therefore, the general solution of the given differential equation is

$$y_c = c_1 \cos 2x + c_2 \sin 2x$$

We seek a particular solution of the form $y_p = e^x(A \sin x + B \cos x)$. Substituting this into the given differential equation we get

$$\begin{aligned} 2e^x(A \cos x - B \sin x) + 4e^x(A \sin x + B \cos x) &= e^x \cos x \\ \iff \begin{cases} 2A + 4B = 1 \\ 4A - 2B = 0 \end{cases} &\iff \begin{cases} A = 0.1 \\ B = 0.2 \end{cases} \end{aligned}$$

Thus the general solution of the given differential equation is

$$\begin{aligned} y &= y_c + y_p = c_1 \cos 2x + c_2 \sin 2x + e^x(0.1 \sin x + 0.2 \cos x) \\ \implies y' &= 2c_2 \cos 2x - 2c_1 \sin 2x + e^x(0.3 \cos x - 0.1 \sin x) \end{aligned}$$

From $y(0) = 1$ we obtain $c_1 = 0.8$ and from $y'(0) = 2$ we have $c_2 = 0.85$. Thus the solution of the initial-value problem is

$$y = 0.8 \cos 2x + 0.85 \sin 2x + e^x(0.1 \sin x + 0.2 \cos x)$$

$$y'' - y' = xe^x, \quad y(0) = 2, \quad y'(0) = 1 \quad (9)$$

The auxiliary equation of $y'' - y' = 0$ is $r^2 - r = 0$ with roots $r = 0, 1$. So the solution of the complementary equation is

$$y_c = c_1 + c_2 e^x$$

Base on instinct, we seek a particular solution of the form $y_p = (A+x)e^x$. Substituting this into the given differential equation we get

$$(2 + A + x)e^x + (1 + A + x)e^x = xe^x \iff 3 + 2A = 0 \iff A = \frac{-3}{2}$$

Thus the general solution of the given differential equation is

$$y = y_c + y_p = c_1 + c_2e^x + \left(x - \frac{3}{2}\right)e^x = c_1 + (x + C)e^x \\ \implies y' = (x + C + 1)e^x$$

From $y'(0) = 1$ we get $C = 0$ and from $y(0) = 2$ we get $c_1 = 2$. Hence the solution of the initial-value problem is $y = c_1 + (x + C)e^x$.